

Inside the EquationDrug Espionage Platform

Introduction

EquationDrug is one of the main espionage platforms used by the Equation Group^[1], a highly sophisticated threat actor that has been engaged in multiple CNE (computer network exploitation) operations dating back to 2001, and perhaps as early as 1996. (See full report here [PDF]^[2]).

EquationDrug, which is still in use, dates back to 2003, although the more modern GrayFish platform is being pushed to new victims.

EquationDrug represents the main espionage platform from the #EquationAPT Group

Tweet^[3]

It's important to note that EquationDrug is not just a Trojan, but a full espionage *platform*, which includes a framework for conducting cyberespionage activities by deploying specific modules on the machines of selected victims. The concept of a cyberespionage platform is neither new nor unique. Other threat actors known to use such sophisticated platforms include Regin^[4] and Epic Turla^[5].

The EquationDrug platform can be extended through plugins (or modules). It is pre-built with a default set of plugins supporting a number of basic cyberespionage functions. These include common features such as file collection and the making of screenshots. Sophistication is added by storing stolen data inside a custom-encrypted virtual file system before it is sent to the command and control servers.

The name "EquationDrug" or "Equestre" was assigned to this framework by Kaspersky Lab researchers. The only reference left by the framework developers was a short string "UR", as seen in several string artifacts left in the binaries.

Platform Architecture

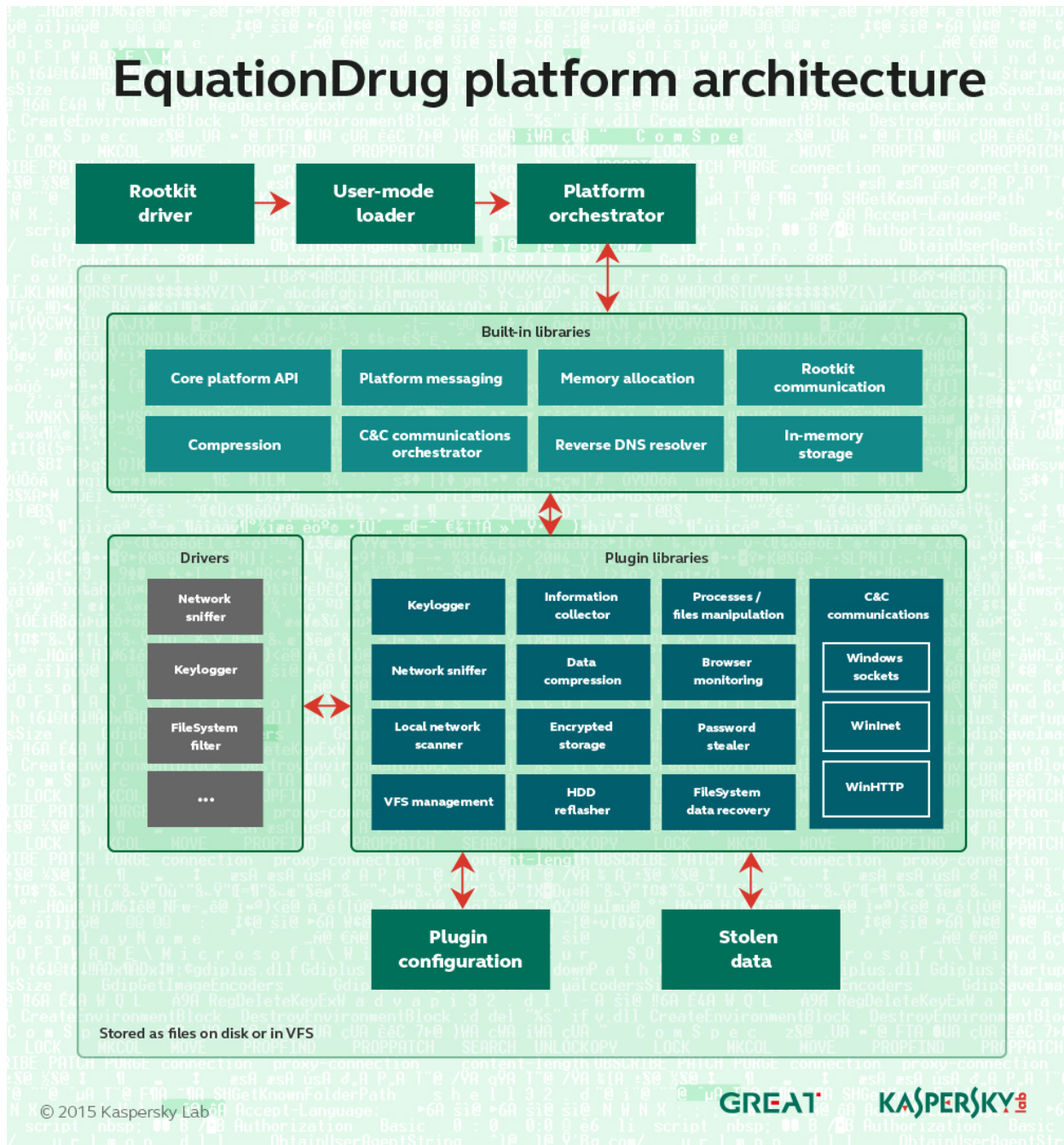
The EquationDrug platform includes dozens of executables, configurations and protected storage locations. Putting all the pieces of this puzzle together in the right order may take time for those who are not familiar with the platform.

The platform includes executables, configurations and protected storage locations #EquationAPT

Tweet^[6]

The architecture of the whole framework resembles a mini-operating system with kernel-mode and user-mode components carefully interacting with each other via a custom message-passing interface. The platform includes a set of drivers, a platform core (orchestrator) and a number of plugins. Every plugin has a unique ID and version number that defines a set of functions it can provide. Some of the plugins depend on others and might not work unless dependencies are resolved.

[7]



[8]

Similar to popular OS kernel designs, such as on Unix-based systems, some of the essential modules are statically linked to the platform core, while others are loaded on demand.

The hypothesis that these attackers have been active since the 90s seems realistic #EquationAPT

Tweet^[9]

The platform is started by the kernel mode driver component ("msndsrv.sys" on Windows 2000 or above and "mssvc32.vxd" on Windows 9x). The driver then waits for the system to start and initiates execution of the user-mode loader "mscfg32.exe". The loader then starts the platform's central module (an orchestrator) from the "mscfg32.dll" module. Additional drivers and libraries may be loaded by different components of the platform, either built-in or auxiliary.

Platform Components

The EquationDrug platform can be as sophisticated as a space station, but it appears to be of no use without its cyberespionage features. This function is provided by plugin modules that are part of the massive framework described above. We discovered dozens of plugins and each is a sophisticated element that can communicate with the core and become aware of the availability of other plugins.

The plugins we discovered probably represent just a fraction of the attackers' potential. Each plugin is assigned a unique plugin ID number (WORD), such as 0x8000, 0x8002, 0x8004, 0x8006, etc. All plugin IDs are even numbers and they all start from byte 0x80. The biggest plugin ID we have seen is 0x80CA. To date, we have found 30 unique plugin IDs in total. Considering the fact that the developers assigned plugin IDs incrementally, and assuming that other plugin IDs were assigned to modules that we have not yet discovered, it's not hard to calculate that **86 modules** have yet to be discovered.

86 modules have yet to be discovered #EquationAPT

Tweet^[10]

The most interesting modules we have seen contain the following functionality:

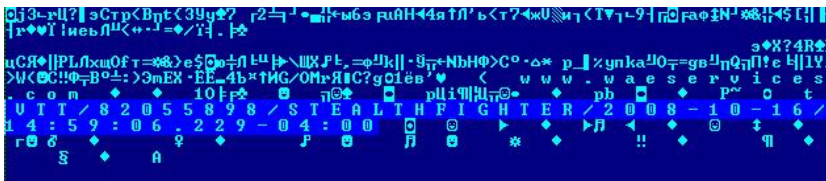
- Network traffic interception for stealing or re-routing.
- Reverse DNS resolution (DNS PTR records).
- Computer management:
 - Start/stop processes
 - Load drivers and libraries
 - Manage files and directories
- System information gathering:
 - OS version
 - Computer name
 - User name

- Locale
 - Keyboard layout
 - Timezone
 - Process list
-
- Browsing network resources and enumerating and accessing shares.
 - WMI information gathering.
 - Collection of cached passwords.
 - Enumeration of processes and other system objects.
 - Monitoring LIVE user activity in web browsers.
 - Low-level NTFS filesystem access based on the popular Sleuthkit framework.
 - Monitoring removable storage drives.
 - Passive network backdoor (runs Equation shellcode from raw traffic).
 - HDD and SSD firmware manipulation.
 - Keylogging and clipboard monitoring.
 - Browser history, cached passwords and form auto-fill data collection.

Code Artifacts

During our research we paid attention to unique identifiers and codenames used by the developers in the malware. Most of this information is carefully protected with obfuscation or encryption algorithms to prevent quick recognition, but anyone who breaks through this layer of encryption may discover some interesting internal strings, as demonstrated below:

[11]



[12]

Some other interesting text strings include:

SkyhookChow Target

SkyhookChow Payload

Dissecorp

Manual/**DRINKPARSLEY**/2008-09-30/10:06:46.468-04:00

VTT/82053737/**STRAITACID**/2008-09-03/10:44:56.361-04:00

VTT/82051410/**LUTEUSOBSTOS**/2008-07-30/17:27:23.715-04:00

STRAITSHOOTER30.ex_

BACKSNARF_AB25

c:\users\rmgree5\co\standalonegrok_2.1.1.1\gk_driver\gk_sa_driver...

```
To install: run with no arguments
Attempting to drop
SFCriteria_Check failed!
SFDriver
Error detected! Uninstalling...
Timeout waiting for the "canInstallNow" event from the implant-specific EXE!
Trying to call privilege lib...
Hiding directory
Hiding plugin...
Merging plugin...
Merging old plugin key...
Couldn't reset canInstallNowEvent!
Performing UR-specific pre-install...
Work complete.
Merged transport manager state.
!!SFConfig!!
```

Some other names, such as kernel object and file names, abbreviations, resource code page and several generic messages, point to English-speaking developers. Due to the limited number of such text strings it's hard to tell reliably if the developers were native English speakers.

Link Timestamp Analysis

We have gathered a reasonably large number of executable samples to which we have been able to apply link timestamp analysis.

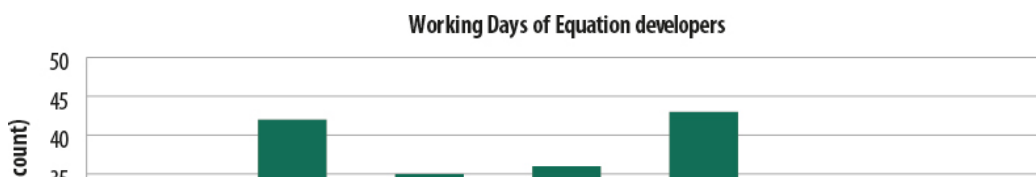
A link timestamp is a 4-bytes value stored in an executable file header. This value is automatically set by compiler software when a developer builds a new executable. The value contains a detailed timestamp including minutes and even seconds of compilation time (think of it as the file's moment of birth).

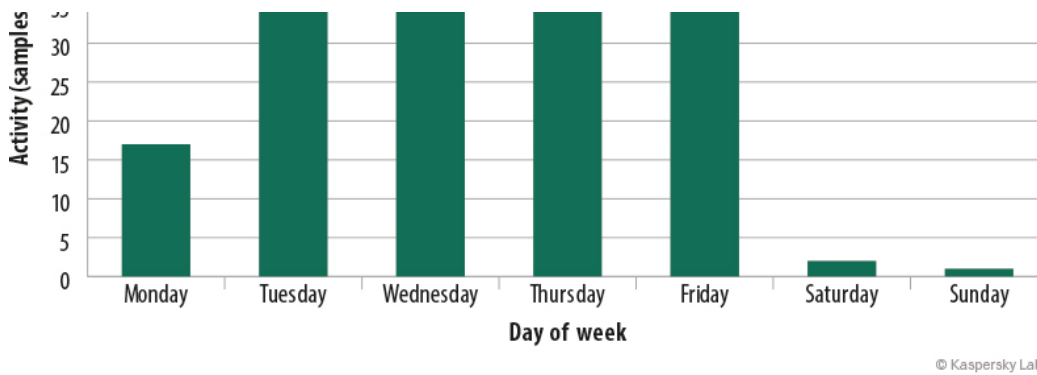
Machine	Intel1386
	Tue Jan 29 16:17:43 2008
Magic optional header	0108
OS version	4.00
Subsystem version	4.00

[13]

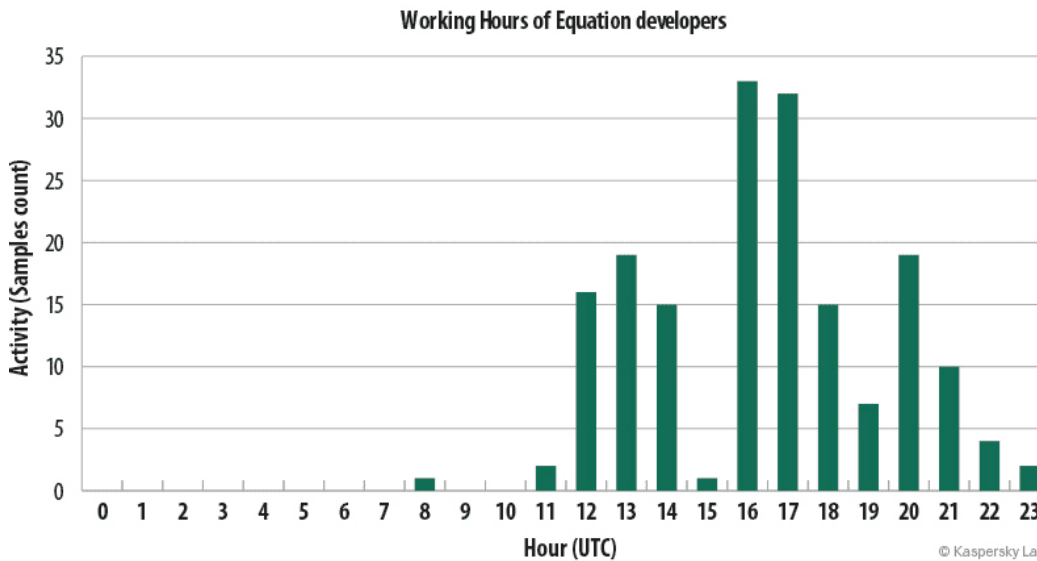
Link timestamp analysis require the collection of the timestamps of all available executables, grouping them according to certain criteria, such as the hour or day of the week, and putting them on a chart. Below are some charts built using this approach.

[14]





[15]



[16]

Can we trust this information? The answer is: not fully, because the link timestamp can be altered by the developer in a way that's not always possible to spot. However, certain indicators such as matching the year on the timestamp with the support of technology popular in that year leads us to believe that the timestamps were, at the very least, not wholly replaced. Looking at this from the other side, the easiest option for the developer is to wipe the timestamp completely, replacing it with zeroes. This was not found in the case of EquationDrug. In fact, the timestamps look very realistic and match the working days and hours of a well-organized software developer from timezone UTC-3 or UTC-4, if you assume that they come to work at 8 or 9 am.

*The timestamps match the working days of software developer from timezone UTC-3 or UTC-4
#EquationAPT*

Tweet^[17]

And finally, in case you are wondering if the developers work on public holidays, you can check this for yourself against the full list of their working dates:

2001.08.17 2007.12.11 2009.04.16 2011.10.20 2012.08.31 2013.06.11
2001.08.23 2007.12.17 2009.06.05 2011.10.26 2012.09.28 2013.06.26
2003.08.16 2008.01.01 2009.12.15 2012.03.06 2012.10.23 2013.08.09
2003.08.17 2008.01.23 2010.01.22 2012.03.22 2012.11.02 2013.08.28
2005.03.16 2008.01.24 2010.02.19 2012.04.03 2012.11.06 2013.10.16
2005.09.08 2008.01.29 2010.02.22 2012.04.04 2013.01.08 2013.11.04
2006.06.15 2008.01.30 2010.03.27 2012.04.05 2013.02.07 2013.11.26
2006.09.18 2008.04.24 2010.06.15 2012.04.12 2013.02.21 2013.12.04
2006.10.04 2008.05.07 2011.02.09 2012.07.02 2013.02.22 2013.12.05
2006.10.16 2008.05.09 2011.02.23 2012.07.09 2013.02.27 2013.12.13
2007.07.12 2008.06.17 2011.08.08 2012.07.17 2013.04.16
2007.10.02 2008.09.17 2011.08.30 2012.08.02 2013.05.08
2007.10.16 2008.09.24 2011.09.02 2012.08.03 2013.05.14
2007.12.10 2008.12.05 2011.10.04 2012.08.14 2013.05.24

Conclusions

EquationDrug represents the main espionage platform from the Equation Group. It's been in use for over 10 years, replacing EquationLaser until it was replaced itself by the even more sophisticated GrayFish platform.

*The EquationDrug case demonstrates an interesting trend: a growth in code sophistication
#EquationAPT*

Tweet^[18]

The EquationDrug case demonstrates an interesting trend that we have been seeing while analyzing supposedly nation-state cyberattack tools: a growth in code sophistication. It is clear that nation-state attackers are looking for better stability, invisibility, reliability and universality in their cyberespionage tools. You can make a basic browser password-stealer or a sniffer within days. However, nation-states are focused on creating frameworks for wrapping such code into something that can be customized on live systems and provide a reliable way to store all components and data in encrypted form, inaccessible to normal users. While traditional cybercriminals mass-distribute emails with malicious attachments or infect websites on a large scale, nation-states create automatic systems infecting only selected users. While traditional cybercriminals typically reuse one malicious file for all victims, nation-states prepare malware unique to each victim and even implement restrictions preventing decryption and execution

outside of the target computer.

Nation-state attackers create automatic systems infecting only selected users #EquationAPT

Tweet^[19]

Sophistication of the framework is what makes this type of actor different from traditional cybercriminals, who prefer to focus on payload and malware capabilities such as implementing a long list of custom third-party software credential database parsers.

The difference in tactics between cybercriminals and nation-state attackers appears to be due to relative resource availability. It's known that cybercriminals attempt to infect as many users as possible and that they can sometimes compromise hundreds of thousands of systems. It would will take many years to check all those machines manually, analyzing who owns them, what data is stored on them, and what custom software they run.

Cybercriminals probably don't even have enough disk space to collect all the potentially interesting data from the victims hit by their large scale infections. That is why cybercriminals prefer to extract tiny chunks of the most important data (credentials, credit card numbers, etc) on the machine of the victim and transfer only few kilobytes from each compromised host. Such data, when combined from all users, normally takes up gigabytes of disk space.

Nation-state attackers have sufficient resources to store as much data as they want. They have access to virtually unlimited data storage. However, they don't need, and often try to avoid, infecting random users, for the obvious reason of avoiding attention and remaining invisible. Implementing custom data format parsers in the malware not only doesn't help them find all the valuable data on the victim's machine, but may also attract extra attention from security software running on the system. They mostly prefer to have a generic remote system management tool that can copy any information they might need even if it causes some redundancy. However, copying large volumes of information might slow down network connection and attract attention, especially in some countries with poorly developed internet infrastructure. To date, nation-state attackers have had to balance between these two poles: copying victims' entire hard drives while stealing only tiny bits of passwords and keys.

Nation-state attackers use a remote system management tool that can copy any information they need #EquationAPT

Tweet^[20]

Now, if you wonder why EquationDrug, a powerful cyberespionage platform, doesn't provide all stealing capability as standard in its malware core, the answer is that they prefer to customize the attack for each one of their victims. Only if they have chosen to actively monitor you and the security products on your machines have been disarmed, will you receive a plugin for the live tracking of your conversations or other specific functions related to your activities. We believe modularity and customization will become a unique trademark of nation-state attackers in the future.

Some code paths in EquationDrug modules lead to OS version checks including a test for Windows 95, which is accepted as one of supported platforms. While some other checks will not pass on Windows 95, the presence of this code means that this OS was supported in some earlier variants of the malware. Considering this and the existence of components designed to run on Windows 9x (such as VXD-files), as well as compilation timestamps dating back to early 2000s, the hypothesis that these attackers have been active since the 90s seems realistic. This makes the current attacker an outstanding actor operating longer than any other in the field.

Technical Details

Kernel mode stage 0 (Windows 9x) - mssvc32.vxd

MD5 0a5e9b15014733ee7685d8c8be81fb0d

Size 6 710 bytes

Format Linear Executable (LE)

This VXD driver handles only two control messages: W32_DeviceIoControl and Dynamic_Init. The DeviceIoControl part is not completely implemented and the driver is only able to check for some known control codes. However it does nothing. This handler looks more like a code stub rather than actual payload.

On the Dynamic_Init event, the driver retrieves the location of the user-mode loader executable from the following registry value:

[HKLM\SYSTEM\CurrentControlSet\Control\Session Manager\MemSubSys] Config

If the value is not present in the registry, it uses the following fallback string hardcoded in the binary:

C:\WINDOWS\SYSTEM\SVCHOST32.EXE

Next, it installs a callback procedure using Windows function _SHELL_CallAtAppyTime. This procedure will be called when CPU is running in ring-3 mode, so that a new executable (loader process) can be started via the traditional way. This is a standard trick that was used by developers in the 90s to initiate a call to DLL export in ring-3 from ring-0 in Windows 9x OS family.

Kernel mode stage 0 and rootkit (Windows 2000 and above) - msndsrv.sys

MD5 c4f8671c1f00dab30f5f88d684af1927

Size 105 392 bytes

Format PE32 Native
Compiled 2008.01.23 14:12:33 (GMT)
Location %System32%\drivers\msndsrv.sys

This module can create log files in the following known locations:

%systemroot%\system32\mslog32.dat
%systemroot%\system32\msperf32.dat (default location)

The driver acts as the first stage of the EquationDrug platform on Windows 2000+ and implements rootkit functions for hiding the components of the platform. Additionally, it implements a NDIS driver for filtering network traffic.

When started and initialized, the driver retrieves the location of the user-mode loader executable from the registry value:

[HKLM\System\CurrentControlSet\Services\%driver name%] Config

The **%driver name%** is not hardcoded and is obtained dynamically from the current module name, which means that different instances may check different registry keys and this may not be a reliable way to check for infection. The sample we analyzed used **"msndsrv"** as the **%driver name%**.

Next, it crafts and injects a shellcode in "services.exe" or "winlogon.exe". The shellcode is designed to spawn the loader process from the executable called **"mscfg32.exe"**.

The rootkit code in the driver hooks several Native API functions that lets it hide or protect registry keys, files and running processes. The components of EquationDrug can modify the list of protected objects by sending DeviceIoControl messages to the driver. The driver also maintains a persistent list of protected objects that is stored in the following registry values:

[HKLM\System\CurrentControlSet\Services\%driver name%] 1
[HKLM\System\CurrentControlSet\Services\%driver name%] 2

These values are also protected by the rootkit. They can be revealed by booting Windows in Safe Mode.

The driver contains the following unused strings:

- \\.\mailslot\dskInfo
- Dissecorp

User-mode loader - mscfg32.exe, svchost32.exe

MD5 c3af66b9ce29efe5ee34e87b6e136e3a

Size 22 016 bytes
Format PE32 EXE
Compiled 2008.01.23 14:26:05 (GMT)
Location %System32%\mscfg32.exe

This module opens a unique event named "**D0385CB7-B834-45d1-A501-1A1700E6C34E**". If the event exists, it waits for 10 seconds and attempts to open a file whose name can be decrypted as "\\.**MSNDSRV**". If the device file is successfully opened, the code issues a device request with IOCTL code **0x80000194** and no parameters.

This module uses RC5 in CBC-like mode with a key length of 96-bit for string encryption.

Careful analysis reveals some bits of uninitialized memory found next to encryption key locations. This is unused but partly meaningful memory, because it seems to contain short chunks of strings resembling some local filepaths:

- "rver\8" (probably part of "Server\8..." string)
- "Llnj" (could be a part of "DLLInjector" or similar)

It's apparent that some parts of the code were designed to run on Windows 9x, for example a call to **RegisterServiceProcess** Windows API function makes sense only on Windows 9x OS family, because this API function doesn't exist on Windows NT platform.

The module uses a unique algorithm for generating registry value names. The code contains strings, such as "SkyhookChow Target", that are converted to GUID-like strings by calculating SHA1 hash and using its hexadecimal representation as a string. The resulting strings are used as actual registry value names in *[HKLM\SYSTEM\CurrentControlSet\Control\Session Manager\MemSubSys]* registry key.

Sample registry value names:

Original String	GUID-like registry value name
SkyhookChow Target	{B6F5CD13-A74D-8B82-A6AA-6FA1BE2484C1-6832DF06}
SkyhookChow Payload	{F4CF0326-6DCD-EEC8-5323-01CEDB66741A-B55F6F12}

These registry values are encrypted using an RC5 algorithm using a hardcoded 1024-bit key with 24 rounds.

The registry value:

[HKLM\SYSTEM\CurrentControlSet\Control\Session Manager\MemSubSys] {F4CF0326-6DCD-EEC8-5323-01CEDB66741A-B55F6F12} ("SkyhookChow Payload") should contain the location of the orchestrator DLL file ("mscfg32.dll"). If the value is not present a default value "%SYSTEM%\mscfg32.dll" is used.

The registry value:

[HKLM\SYSTEM\CurrentControlSet\Control\Session Manager\MemSubSys] {B6F5CD13-A74D-8B82-A6AA-6FA1BE2484C1-6832DF06} ("SkyhookChow Target")

may contain the location of the executable file that will be used as a "shell" process for the orchestrator library.

The module attempts to start the "shell" process in suspended mode. If there is no "SkyhookChow Target" value or the specified executable fails to start, the module tries different failsafe locations of the programs that can be used instead:

1. Default browser set in the registry *[HKLM\SOFTWARE\Clients\StartMenuInternet\{current @default value}\shell\open\command]*
2. **%SystemRoot%\System32\svchost.exe**
3. **%SystemRoot%\System32\lsass.exe**
4. Spoolsv service binary from the *[HKLM\SYSTEM\CurrentControlSet\Services\Spooler] ImagePath* registry value.
5. Default html file handler from *[HKLM\SOFTWARE\Classes\htmlfile\shell\open\command]* registry value.
6. Internet Explorer path from *[HKLM\SOFTWARE\Microsoft\Windows\CurrentVersion\App Paths\IEXPLORE.EXE]* registry value.

Next, the module injects extra code into a newly started target process. The injected code loads the payload DLL ("mscfg32.dll") into the target process and waits for the parent process to exit. When the parent process quits, it unloads the payload DLL and exits as well. The rest of the logic relies on the loaded DLL in that new process. See the description of the "**mscfg32.dll**" module below.

The module communicates with the Stage0/Rootkit driver "**msndsrv.sys**" by sending DeviceIoControl messages to the device "\\.\MSNDSRV". It activates the rootkit for its own process, for the target process holding the orchestrator and for all the files involved.

Platform orchestrator - mscfg32.dll, svchost32.dll

MD5 5767b9d851d0c24e13eca1bfd16ea424

Size 249 856 bytes

Format PE32 DLL

Compiled 2008.01.24 22:11:34 (GMT)

Location %System%\mscfg32.dll

Creates mutex: "**01C482BA-BD31-4874-A08B-A93EA5BCE511**", or terminates if one already exists.

Writes a timestamped log file to one of the following locations:

- **%SystemRoot%\temp\~yh56816.tmp**

- **C:\Windows\Temp\~yh56816.tmp**
- **%Registry_SystemRoot_Value%\temp\~yh56816.tmp**
- Value of *[HKLM\SYSTEM\CurrentControlSet\Control\Session Manager\MemSubSys] D*

The file "~yh56816.tmp" retains the history of execution. It comprises debug records of simple structure:

Stage: DWORD | DateTimeLow: DWORD | DateTimeHigh: DWORD

Basically, it logs the execution of every stage of the orchestrator and the time of execution. The Stage is an integer number starting from 1.

This module spawns a new thread in the DllMain function which contains the main function body. The procedure disables application error popups shown by the default exception handler. This is probably done only in the "Release" version of the malware, because the following code generates exceptions that are reported to the user if application error popups are not disabled. We assume that the "Debug" version of the code doesn't suppress error popups when exception occurs as this helps with the debugging of the code.

The module checks the OS version and if it encounters an unsupported operating system the code generates an exception which terminates the application. The list of OS versions that pass this test:

- Windows 95/98/ME
- Windows NT 4.0 and above.

If the module runs on Win9x, it executes Win9x-specific function RegisterServiceProcess to hide from the Windows Task Manager application. If the module is NOT running on WinNT6.0+, it then attempts to open a virtual device file with one of the following names:

- **\\.\MSSVC32** on Win9x
- **\\.\MSNDSRV** on WinNT

If the device file is successfully opened, the module activates a rootkit for its process and for the file location "%SYSTEM%\unilay.dll" local path. This is followed by finding and terminating a process named "winproc.exe" which is the name of another component of the platform. Note that this part of the code is executed only on platforms different from WinNT 6.x (Windows Vista and later).

The module was designed to fetch or update its main configuration data from different places. There are some default values set inside the code, such as some timeout values and the following C&Cs:

- **www.waeservices[.]com**
- **213.198.79.49**

These default values can be overwritten later.

Next, it locates a data section called "Share2" in the current module and verifies the starting magic number. If it is **0x63959700**, it then decrypts the rest of the data in the section and interprets it as a

TimeoutD: 172800 sec (48 hours)

+Several Unknown Values

Other configuration blocks we discovered contained similar information, with only some unique values:

Timestamp: 2009-11-23 14:10:15

Tool Reference: Manual/DRINKPARSLEY/2008-09-30/10:06:46.468-04:00

Tool Reference: VTT/82053737/STRAITACID/2008-09-03/10:44:56.361-04:00

Tool Reference: STRAITSHOOTER30.ex_

Tool Reference: VTT/82051410/LUTEUSOBSTOS/2008-07-30/17:27:23.715-04:00

Tool Reference: BACKSNARF_AB25

During the next step, the module obtains PE file version information from the resource section. It loads the version info using hard-coded module names, which are supposed to match the current module name:

- **SVCHOST32.DLL** for Windows 9x
- **MSCFG32.DLL** for Windows NT

If file version information is available, it gets language-specific values of the PrivateBuild block. The codepage and languages that are verified: Unicode, **LANG_NEUTRAL** and **LANG_ENGLISH_US**. When this check passes, the module gets **@default** registry value from the following location:

- *[HKLM\SOFTWARE\Classes\CLSID\{091FD378-422D-A36E-8487-83B57ADD2109}] TypeLib*

If the key is not found, the code checks for registry value **TypeLib** in the following key:

- *[HKLM\SOFTWARE\Classes\CLSID\{091FD378-422D-A36E-8487-83B57ADD2109}]*

If such a value is found, it is then deleted along with the **Version** value if it exists in the same key.

The string obtained from one of two possible registry values is processed as if this value is a CLSID-like string: the code takes the last 16 hexadecimal digits, splits them in two 8-chars values, converts them to binary form (two DWORDs) and reverses the order of bytes in each DWORD and XORs, the first value with **0x8ED400C0**, and the second with **0x4FC2C17B**. Next, the first DWORD value becomes second and the second becomes first. In this order, they are stored in a structure in memory. These two values seem to be very important as they override a few values in the previously known configuration. If they don't exist, values from the current configuration replace them and are stored back in the registry following the reverse procedure:

1. *[HKLM\SOFTWARE\Classes\CLSID\{091FD378-422D-A36E-8487-83B57ADD2109}\Version]* is created and **@default** value is set to version obtained from file version information **PrivateBuild** field (i.e. **3.04.00.0001**). This seems to be **used as kit version number**.
2. *[HKLM\SOFTWARE\Classes\CLSID\{091FD378-422D-A36E-8487-83B57ADD2109}\Version]* is created and **@default** value is set to a CLSID like string generated from the following:
 - Fixed prefix string: **{8C936AF9-243D-11D0-**
 - Two important DWORD values in the format of **"%04X-%04X%08X"** string.

We collected and decrypted several samples of such values. According to the code, they are initialized with values of the Microsoft filetime format. So, we decided to interpret them as filetime values:

20101C04EC2C17B: 1 year(s) 7 month(s) 21 day(s) 23 hour(s) 32 min(s) 1 sec(s)
81E01C04EC2C17B: 1 year(s) 7 month(s) 8 day(s) 12 hour(s) 13 min(s) 5 sec(s)
E0001C04EC2C17B: 1 year(s) 7 month(s) 21 day(s) 1 hour(s) 6 min(s) 15 sec(s)
77101C04EC2C17B: 1 year(s) 5 month(s) 20 day(s) 19 hour(s) 15 min(s) 4 sec(s)
30F01C04EC2C17B: 1 year(s) 8 month(s) 0 day(s) 6 hour(s) 10 min(s) 33 sec(s)
C0901C04EC2C17B: 1 year(s) 8 month(s) 2 day(s) 6 hour(s) 29 min(s) 39 sec(s)
66701C04EC2C17B: 1 year(s) 6 month(s) 9 day(s) 2 hour(s) 10 min(s) 23 sec(s)
F6501C04EC2C17B: 1 year(s) 6 month(s) 6 day(s) 19 hour(s) 53 min(s) 22 sec(s)
01401C04EC2C17B: 1 year(s) 6 month(s) 25 day(s) 23 hour(s) 34 min(s) 13 sec(s)

After that, the module stores current time values in encrypted form in the registry value:

[HKLM\SYSTEM\CurrentControlSet\Control\Session Manager\MemSubSys] {08DAB849-0E1E-A1F0-DCF1-457081E091DB-117DB663} (encoded SHA1 of "StartTime")

The module contains an additional compressed Windows DLL file in the resource section, which is extracted as "**unilay.dll**" (see below). This DLL exports a number of functions that are just wrappers of the system API used to work with files and the registry, and also start processes and load additional DLL files.

The orchestrator contains several built-in plugins that form the core of the platform. These are initialized in the first place, and then additional plugins are loaded. All the plugins are indexed in a single encrypted registry value:

[HKLM\SYSTEM\CurrentControlSet\Control\Session Manager\MemSubSys] 1

This value has information about all the components of the current kit. It may include Unicode strings with paths to extra DLLs which serve as plugins. Each DLL exports at least four functions which are imported by ordinal numbers from 1 to 4.

The structure of the registry value "1":

[Count:DWORD][[Plugin Id:WORD][Plugin Path Length:DWORD][Plugin Path String:VARIABLE] }

Plugins interact with each other and with the orchestrator by exchanging messages of pre-defined format. The message transport is implemented as a global object that contains four communication streams. Every stream contains a pair of kernel synchronization object handles (a semaphore with fixed maximum value defaulted to 1000 and a mutex) and a message queue as an array. A dedicated thread processes messages that appear in the message queues.

A message arrives in a parcel, represented as two DWORD values that contain the size of the message and a pointer to the message data. The message data starts with a DWORD identifying a class of message (a

request, reply, etc).

The orchestrator contains the following built-in plugins (listed by internal ID): 8000, 8022, 8024, 803C, 8046, 800A, 8042, 8002, 8004, 8006, 8008, 8070, 808E. Several additional built-in modules have been discovered in newer versions of the orchestrator that was shipped with the GrayFish platform.

EquationDrug Plugins:

Plugin ID	File name	Description
8000	<i>Built-in</i>	Core, basic API for other modules
8002	wshcom.dll	C&C communication using Windows sockets
8004	<i>Built-in</i>	Additional message queue
8006	<i>Built-in</i>	Memory allocation / storage
8008	vnetapi32.dll	C&C communication code based on DoubleFantasy, using WinInet API
800A	<i>Built-in</i>	C&C communication orchestrator
800C	perfcom.dll	HTTP communication
8022	khlp680w.dll	System API: execute processes, load libraries, manipulate files and directories
8024	cmib158w.dll	Collects system information: OS version, computer name, user name, locale, keyboard layout, timezone, process lists
8034	cmib456w.dll	Management of the VFS backed by encrypted ".FON" files in the "Fonts\Extension" directory. Provides encryption using RC5 for these files
803E	nls_874w.dll	Network sniffer
803C	<i>Built-in</i>	Communication with the NDIS filter part of "msndsrv.sys"
8040	khlp807w.dll	Network exploration API, share enumeration and access
8042	<i>Built-in</i>	Compression library based on Nrv2d / UCL
8046	<i>Built-in</i>	Communication with the rootkit part of "msndsrv.sys"
8048	mstkpr.dll	Disk forensics and direct NTFS reader based on sources of SleuthKit
8050	khlp760w.dll	Additional encryption facilities for the file-backed VFS
8058	khlp733w.dll	Collects local system information, WMI information, cached passwords
8070	khlp747w.dll	Enumerates processes and system objects
807A	mscoreep32.dll	Plugins for monitoring Internet Explorer and Mozilla browser activities
808A	khlp866w.dll	Compression library based on Zlib
808E	<i>Built-in</i>	Reverse (PTR record) DNS resolver
8094	<i>Built-in</i>	In-memory storage

809C	<i>Built-in</i>	In-memory storage
80AA	nls933w.dll	HDD / SSD firmware manipulation
80AE	wpl913h.dll	Keylogger and clipboard monitoring (aka "GROK")
80BE	vnetapi.dll	C&C communication via WinHTTP API
80C6	webmgr.dll	Extracts web history, Mozilla/Internet Explorer-saved form data and cached credentials
80CA	wshapi.dll	C&C communications interface via Windows sockets

Additional components

Unilay.DLL

This module provides a compatibility layer for accessing system API functions for Windows 9x. It redirects Unicode ("W") variants of Windows API functions to corresponding ANSI variants by converting Unicode string parameters to multi-byte strings and calling the respective ANSI API.

MD5 EF4405930E6071AE1F7F6FA7D4F3397D
Size 9 728 bytes
Compiled 2008.01.23 14:23:10 (GMT)
Format PE32 DLL, linker version 6.0 (Microsoft Visual C++ 6.0)

Exported functions (redirected to ANSI variants):

- 100017EF: CopyFileW
- 10001039: CreateDirectoryW
- 10001111: CreateFileW
- 100011B3: CreateProcessW
- 10001177: DeleteFileW
- 10001516: FindFirstChangeNotificationW
- 10001466: FindFirstFileExW
- 10001300: FindFirstFileW
- 100014C6: FindNextFileW
- 10001564: GetCurrentDirectoryW
- 1000188F: GetFileAttributesW
- 100016C6: GetStartupInfoW
- 10001602: GetSystemDirectoryW
- 10001664: GetWindowsDirectoryW
- 10001853: LoadLibraryW
- 1000178B: MoveFileExW
- 1000172D: MoveFileW

- 10001913: RegCreateKeyExW
- 100019F5: RegDeleteKeyW
- 10001DDF: RegDeleteValueW
- 10001A39: RegEnumKeyExW
- 10001BE2: RegEnumValueW
- 1000199B: RegOpenKeyExW
- 10001B23: RegQueryInfoKeyW
- 10001D57: RegSetValueExW
- 100010D5: RemoveDirectoryW
- 10001E81: SHGetFileInfoW
- 100015C6: SetCurrentDirectoryW
- 100018CB: SetFileAttributesW
- 10001E23: lstricmpW

Network-sniffer/patcher - atmdkdrv.sys

MD5s 8d87a1845122bf090b3d8656dc9d60a8
214f7a2c95bdc265888fbcd24e3587da

Size 41 440, 43 840 bytes

Format PE32 Native

Compiled 2009.04.16 17:19:30 (GMT)
2008.05.07 19:55:14 (GMT)

Version Info

- FileDescription: Network Services
- LegalCopyright: Copyright (C) Microsoft Corp. 1981-2000
- InternalName: atmdkdrv.sys

- FileDescription: CineMaster C 1.1 WDM Main Driver
- LegalCopyright: Copyright 1999 RAVISENT Technologies Inc.
- InternalName: ATMDKDRV.SYS

Creates a file storage "**\SystemRoot\fonts\vgafixa1.fon**". Its first word is set to 0x21 at the beginning of the DriverEntry function, and is replaced with 0x20 at the end of DriverEntry.

This driver appears to have been put together in "quick-and-dirty hack" style, using parts of the "**mstep32.sys**" sniffer and other unknown drivers. It contains a lot of unused code which is partially broken or disabled. These include a broken "Dynamically disable/enable windows audit logging" subsystem and an incomplete "Patcher mode".

There are three algorithms used for strings encryption - RC5; alphabet encryption like the one used in "mstep32.sys"; and XOR with a pre-seeded random number generator. Decrypted strings are immediately encrypted back until the next usage to avoid in-memory detection.

The driver's filename and device name differ across the samples. They depend on the name of the registry key that is used to start the driver.

The driver may operate in one of two independent modes - as a network sniffer or as a memory patcher. The mode of operation is selected on startup, based on the "Config2" value of the driver's registry key. By default the driver starts in "sniffer mode".

Sniffer mode

The sniffer code is similar to the one used in the driver's "tdip.sys" and "mstcp32.sys" and uses NT4 NDIS-4, XP NDIS-5 interfaces, targeting incoming traffic on Ethernet and VPN (ndiswanip) interfaces. It captures only directed packets (containing a destination address equal to the station address of the NIC). Packets-filtering engine rules may be set via DeviceIoControl messages. Filtered packets are stored in-memory until requested. Maximum packets storage list length is 128 items per filtering rule.

Patcher mode

Almost broken, it does nothing interesting except, possibly, replace the thread's ServiceTable to an unchanged, clear copy taken from the on-disk image of "ntoskrnl.exe".

Sniffer only IOCTLs:

- 44038004 - add filtering rule
- 44038008 - clear stored packet in specified filtering rules list
- 4403800C - enable specified filtering rule
- 44038010 - disable specified filtering rule
- 44038014 - get stored packet from specified filtering rules list
- 44038018 - process packet like the one received from the wire (filter and store)
- 4403801C - set maximum rules list length
- 44038020 - get maximum rules list length
- 80000004 - enablePacketsFiltering
- 80000008 - disablePacketsFiltering (PauseSniffer)
- 800024B4 - send packet to the specified network interface

Common IOCTLs:

- 80000028 - do nothing (broken/unused part)
- 80000038 - set external object (broken/unused part)
- 8000003C - get 4 dwords struct (broken/unused part)
- 80000040 - copy 260 bytes from the request (broken/unused part)
- 80000320 - set I/O port mapping (broken/unused part)
- 80000324 - clear I/O port mapping (broken/unused part)
- 80000328 - set external PnP Event (broken/unused part)
- 80000640 - replace specified thread's SDT (ETHREAD.ServiceTable field) to a given copy

Backdoor driven by network sniffer - "mstcp32.sys", "fat32.sys"

MD5s	74DE13B5EA68B3DA24ADDC009F84BAEE B2C7339E87C932C491E34CDCD99FEB07 311D4923909E07D5C703235D83BF4479 21C278C88D8F6FAEA64250DF3BFFD7C6
Size	57 328 - 57 760 bytes
Format	PE32 Native
Compiled	2007.10.02 12:42:14 (GMT) 2001.08.17 20:52:04 (GMT)
Version Info	<ul style="list-style-type: none">• FileDescription: TCP/IP driver• LegalCopyright: Copyright (C) Microsoft Corp. 1981-1999• InternalName: mstcp32.sys

This is a sniffer tool similar to "tdip.sys" and it uses NT4 NDIS-4, XP NDIS-5 interfaces. It targets incoming traffic on Ethernet and VPN (ndiswanip) interfaces, but instead of dumb packet dumping, it uses received packets as commands for the "process injector" subsystem that is able to extract and execute code from the specially crafted network packets.

Default filtering rules are stored in the "Options" registry value of the driver's registry key. It captures only directed packets (containing a destination address equal to the station address of the NIC).

The driver's filename and device name differ across the samples. They depend on the name of the registry key that is used to start the driver.

Code Patcher

The driver patches OS code to dynamically disable or enable Windows audit logging.

It patches the function "**LsapAdtWriteLog**" in "lsasrv.dll" module of the "lsass.exe" process.

It searches for pre-defined signatures of the function "LsapAdtWriteLog" of known Windows versions - 4.0, 5.0, 5.1, 5.2 (NT4, Win2000, XP, WinSrv2003).

Then it selects a corresponding offset to replace the opcodes:

- 'jz' to never taken 'jo' in case of XP
- jmp over inner logic to procedure epilog in case of Windows Server 2003 so LsapAdtWriteLog skips logging of audit records

The module also patches "SepAdtLogAuditRecord" inside "ntoskrnl.exe" to "retn 4" instead of the first opcode of the function.

The disabled audit can be restored after a timeout or on-event by a dedicated thread.

Expected IOCTL codes:

- 80000004 - setFilteringRules
- 80000008 - disablePacketsFiltering (PauseSniffer)
- 80000028 - do nothing (possible broken GetDriverName)
- 80000038 - disable_audit
- 8000003C - enable_audit

Code Injector

The code-builder within this module facilitates exploitation by providing up to four predefined execution templates, which seem to be suitable for generating several code patterns.

Below is a list of the execution templates we found:

- locate a DLL via PEB structure and resolve exports
- call single function
- call four functions
- call six functions

Using these as a base for the templates, the code-builder inserts parameters and proper offsets to call one of the following code patterns:

- Locate and call WinExec
- Locate and call LoadLibraryW, GetProcAddress, call exported procedure, FreeLibrary
- Locate and call LoadLibraryW, GetProcAddress, call GetModuleHandle, FreeLibrary
- Locate and call OpenProcess, VirtualAllocEx, WriteProcessMemory, CreateRemoteThread, VirtualFreeEx, CloseHandle

The code injection procedure allocates memory via ZwAllocateVirtualMemory in services.exe and copies implanted code. After that it uses KeInsertQueueApc to let the code run and waits 30 seconds for APC to complete.

When the module starts, it reads registry value *[HKLM\System\CurrentControlSet\Services\%driver name%] Processes*. This value may contain a list of process names that should be started by injected executable code but only after services.exe and winlogon.exe has been started. The injection of code into winlogon.exe and services.exe ensures that the newly started process will have SYSTEM user privileges. During the injection stage Windows Audit Logging is fully disabled to avoid leaving any suspicious records in Windows Logs.

Magic Packet Recognition

All incoming packets are first filtered by BPF-like rules. The filtering rules are located in `[HKLM\System\CurrentControlSet\Services\%driver name%] Options` registry value or passed via corresponding IOCTL. Packets that passed through the filter are added in the end of processing queue.

Packets from the queue must have valid checksum values. After checking that, the code XOR-decrypts additional data from the end of the packet. The decrypted end of the packet contains another control structure that defines which encryption algorithm is used to decipher packet body. Supported algorithms include RC5 and RSA. There is a 1024-bits RSA public key hardcoded inside the module body, while a 96-bits RC5 key is generated dynamically.

The backdoor command may arrive in a single packet or be split into pieces and come with several packets. There is a procedure for re-assembling pieces together: a multi-packet command is added to a special packet collector which puts all the pieces together before passing it further.

Backdoor command is stored in the first byte of the decrypted request and can be one of the following values:

Command Byte	Short Name	Description
0	StatusCheck	Reply with encrypted DriverName, packet collector keys, "Processes" and "Params" registry values, names of processes for code injection (defaults are "services.exe" and "winlogon.exe"), list of unprocessed commands from packet collector.
1	Panic	Disable packet filtering, securely delete driver file, clear related registry keys, set ClearPageFileAtShutdown flag, unbind adapters, delete devices and prepare for unloading. However, the driver cannot unload itself and it remains in the memory until reboot, which means it can be detected via DRIVER_OBJECT structure.
2	CodeInject	Injects code implant received from packet body.
3	CallWinExec	Disable Windows Audit and start new process via standard code injection in Winlogon.exe.
4	ResetCollector	Drop all packets with specific key from packet collector.
5	Unused or disabled	
6	GenerateRC5Key	Generates RC5 session key. 96-bits RC5 key is generated by taking a SHA1 hash of value from KeTickCount, XOR-encrypt with SHA1 hash of two PerformanceFrequency values, which is followed by nine more additional SHA1 hashing.
7	SetRegProcesses	Sets new "Processes" registry value.
8	DeleteRegProcesses	Deletes current "Processes" registry value.
9	SetRegParams	Sets a universal "Params" registry value which is used for storing any information, i.e. could be a unique victim marker or exploitation stage

number.

- a Unused or disabled
- b Ping Reply with classic ICMP Echo Response packet.
- c ChangeInjectTarget Set new target injection processes (defaults are "Winlogon.exe" and "Services.exe"). Effective until reboot.

Note: "mstcp32" is mentioned together with rootkit-like behavior in 2004 here: <http://www.pcreview.co.uk/forums/mstcp32-t1445152.html>^[21]

Network Sniffer - tdip.sys

MD5s 20506375665a6a62f7d9dd22d1cc9870
60dab5bb319281747c5863b44c5ac60d

Size 22448 - 28800 bytes

Format PE32 Native

Compiled 2006.10.16 18:42:40 (GMT)
2003.08.17 21:47:33 (GMT)

Supports the following versions of Windows: NT4 using NDIS-4 and XP using NDIS-5. Doesn't use Vista and later NDIS-6 features. However, later NDIS versions are backward-compatible, so the driver is still valid for current versions of Windows.

Version Info:

- FileDescription: IP Transport Driver
- LegalCopyright: © Microsoft Corporation. All rights reserved.
- FileVersion: 5.1.2600.2180
- InternalName: tdip.sys

This driver is a packet sniffer for incoming-only traffic on Ethernet and VPN (ndiswanip) interfaces or any used with ms_pshedmp as an alternative connection.

It implements a BPF (Berkeley packet filter) style packet-filtering system that is configured from the driver's registry configuration values or from DeviceIoControl messages.

The captured network packets may be written to disk in libpcap format (magic 0xA1B2C3D4 version 2.4) and encrypted with one-byte XOR, key 0xE3.

The driver's configuration is stored in the registry key:

[HKEY_LOCAL_MACHINE\SYSTEM\CurrentControlSet\Services\tdip]

- **Options** - packet filtering rules in BPF format

- **Tag** - selector of filtered packet types / Defaults in case of MediumWan to NDIS_PACKET_TYPE_BROADCAST|NDIS_PACKET_TYPE_MULTICAST|NDIS_PACKET_TYPE_DIRECTED; (or NDIS_PACKET_TYPE_BROADCAST|NDIS_PACKET_TYPE_DIRECTED in any other case)
- **ImageFile** - full path name to the resulting pcap file
- **Duration** - used as Length of the original packet in dump file. (default 0xffff)
- **Backup** - max size of the pcap file

IOCTLs:

- 0x80002004 getCurrentState
- 0x80002008 setFilteringRules
- 0x8000200C getFilteringRules
- 0x80002024 getDumpFileSize
- 0x80002010/0x80002014/0x80002018/0x8000201C pause/resume
- 0x80002020 getVersion - returns 2.4.0

Driver has three logical parts, and uses an incomplete function pointer table as interface:

1. Business logic: filtering rules, packet dumping, device ioctl, options
2. Ndis driver skeleton
3. Primitives lib: Strings, XORing, registry I/O

The code is of very good quality. It looks more complicated than Winpcap 2.3 (released 28 mar 2002), but less so than Winpcap 3.0 (released by 10 apr 2003). Interestingly, the driver identifies itself as "version 2.4" in the pcap file despite there being no Winpcap version 2.4.

Key/clipboard logger driver - msrtvd.sys

MD5s	98dea1bce37bf7087360e1958400589b bb8f56874189d5dfe9294f0553a49b83 f6bf3ed3bcd466e5fd1cbaf6ba658716
Size	31 488 - 36 736 bytes
Format	PE32 Native
Compiled	2010.02.19 22:45:18 (GMT) 2008.09.17 16:23:54 (GMT)
Version Info	<ul style="list-style-type: none">• FileDescription: MSRTvd interface driver• LegalCopyright: © Microsoft Corporation. All rights reserved.• InternalName: msrtvd.sys

This is a keylogger and clipboard monitoring tool.

On startup, the driver creates a device named "**\\Device\\Gk0**" and a symbolic link named

"\DosDevices\Gk".

Then it attaches to the **csrss.exe** process and disassembles **user32.dll** and **ntdll.dll** routines to obtain **win32k.sys** and **ntoskrnl.exe** SDT services indexes and pointers of needed Nt/Zw APIs.

Then, using a built-in disassembler, it obtains pointers to NtUserPeekMessage, NtUserGetMessage, NtUserGetClipboardData and using the disassembler again selects the parts of the code that will be then hooked by splicing.

The interceptor routines are copied from a special PE section named ".msda". These routines are able to collect key press chains and clipboard text data, add information about current Time, ProcessName, ForegroundWindowText, and UserName related to this event.

A dedicated thread ("dumper") gathers the collected data, compresses the results with LZO appends it every 30 minutes to a file "*%system-wide TEMP%\tm154o.da*".

Most strings inside are encrypted by XOR with a pre-seeded random number generator.

IOCTLs:

- 0x22002C - start dumper thread
- 0x220030 - stop dumper thread
- 0x220034 - check if the driver has new data to dump
- 0x220038 - set two external events signaled on dump data availability (it references a plugin possibility)
- 0x22003C - restart dumper thread
- 0x220040 - get size of available data

Collector plugin for Volrec - msrstd.sys

MD5s 69e7943f3d48233de4a39a924c59ed2c
 15d39578460e878dd89e8911180494ff

Size 13 696 - 17 408 bytes

Format PE32 Native

Compiled 2009.06.05 16:21:55 (GMT)
 2009.12.15 16:33:52 (GMT)

Version Info • FileDescription: msrstd driver
 • LegalCopyright: © Microsoft Corporation. All rights reserved.
 • InternalName: msrstd.sys

This driver is a plugin that collects events from the "volrec.sys" driver, and delivers them by sending DeviceIoControl messages. It collects events about file and disk volume operations.

On startup the driver obtains a pointer to "\Device\volrec", then creates a control device "\Device\msrstd0" and a symbolic link to it named "\DosDevices\msrstd"

All strings inside the driver are encrypted by XOR with a pre-seeded random number generator.

For file events the driver collects the filenames, and caches data about read and write operations. For disk volume events it queries disk properties and reads volume labels and disk serial numbers of removable drives (USB, FireWire drives).

IOCTLs:

0x220004 - turn on VolumeEvents collection

0x220008 - turn off VolumeEvents collection

0x22000C - retrieve previously stored VolumeEvent (operationType, deviceTypeFlags, VolumeLabel, volumeSerialNumber, DosDriveLetter)

0x220010 - turn on FileEvents collection

0x220014 - turn off FileEvents collection

0x220018 - retrieve previously stored FileEvent (fileName, deviceTypeFlags, VolumeLabel, volumeSerialNumber, DosDriveLetter)

0x22001C - connect to Volrec.sys (send ioctl 0x220004), enable plugin operation

0x220020 - disconnect from Volrec.sys (send ioctl 0x220008), disable plugin operation

Filesystem filter driver – volrec.sys, scsi2mgr.sys

MD5s a6662b8ebca61ca09ce89e1e4f43665d
 c17e16a54916d3838f63d208ebab9879

Size 14 464-14 848 bytes

Format PE32 Native

Compiled 2009.06.05 16:21:57 (GMT)
 2009.12.15 16:33:57 (GMT)

Version Info • FileDescription: Volume recognizer driver
 • LegalCopyright: © Microsoft Corporation. All rights reserved.
 • InternalName: volrec.sys

This driver is a generic filesystem filter which feeds system events to user-mode plugins.

On startup the driver creates a control device named "\Device\volrec" and a symbolic link to it named "\DosDevices\volrec0". It then attaches all available filesystem devices. It is also, able to handle removable storage devices.

All strings inside the driver are encrypted by XOR with a pre-seeded random number generator.

IOCTLs:

- 0x220004 - setup plugin interface
- 0x220008 - disable plugin calls

The driver handles the following system events:

- file opened, created or closed
- data is read or written to a file
- new volume is mounted, unmounted
- new USB or FireWire device attached

HDD/SSD operation helper driver - WIN32M.SYS

MD5s 2b444ac5209a8b4140dd6b747a996653
b3487fdd1efd2d1ea1550fef5b749037

Size 19 456 - 26 631 bytes

Format PE32 Native, PE32+ Native

Compiled 2001.08.23 17:03:19 (GMT)
2013.05.14 15:58:36 (GMT)

Description This module will be the subject of a dedicated blogpost.

HDD/SSD firmware operation - nls_933w.dll

MD5s 11fb08b9126cdb4668b3f5135cf7a6c5
9f3f6f46c67d3fad2479963361cf118b

Size 212 480 - 310 272 bytes

Format PE32 DLL, PE32+ DLL

Compiled 2010.06.15 16:23:37 (GMT)
2013.05.14 16:12:35 (GMT)

Version Info
(64bit dll only)

- FileDescription: Windows Networking Library
- LegalCopyright: Copyright (C) Microsoft Corp. 1981-2001
- FileVersion: 80AA
- InternalName: nls_933w.dll
- OriginalFilename: nls_933w.dll
- PrivateBuild: 4.0.1.0
- ProductName: Microsoft(R) Windows (R) 2000 Operating System
- ProductVersion: 5.0.2074.0
- Full Version: 1.0.0.1

Description This (80AA) plugin is a HDD firmware flashing tool which includes an API and the ability to read/write arbitrary information into hidden sectors on the disk. The plugin will be the subject of a separate blogpost.

1. <http://securelist.com/blog/research/68750/equation-the-death-star-of-malware-galaxy/>
2. https://securelist.com/files/2015/02/Equation_group_questions_and_answers.pdf
3. <https://twitter.com/share?url=http%3A%2F%2Fsecurelist.com%2Fblog%2Fresearch%2F69203%2Finside-the-equationdrug-espionage-platform%2F&text=EquationDrug+represents+the+main+espionage+platform+from+the+%23EquationAPT+Group>
4. <http://securelist.com/blog/research/67741/regin-nation-state-ownage-of-gsm-networks/>
5. <http://securelist.com/analysis/publications/65545/the-epic-turla-operation/>
6. <https://twitter.com/share?url=http%3A%2F%2Fsecurelist.com%2Fblog%2Fresearch%2F69203%2Finside-the-equationdrug-espionage-platform%2F&text=The+platform+includes+executables%2C+configurations+and+protected+storage+locations+%23EquationAPT>
7. http://cdn.securelist.com/files/2015/03/EquationDrug_1.jpg
8. http://cdn.securelist.com/files/2015/03/EquationDrug_1.jpg
9. <https://twitter.com/share?url=http%3A%2F%2Fsecurelist.com%2Fblog%2Fresearch%2F69203%2Finside-the-equationdrug-espionage-platform%2F&text=The+hypothesis+that+these+attackers+have+been+active+since+the+90s+seems+realistic+%23EquationAPT>
10. <https://twitter.com/share?url=http%3A%2F%2Fsecurelist.com%2Fblog%2Fresearch%2F69203%2Finside-the-equationdrug-espionage-platform%2F&text=86+modules+have+yet+to+be+discovered+%23EquationAPT>
11. http://cdn.securelist.com/files/2015/03/EquationDrug_2.jpg
12. http://cdn.securelist.com/files/2015/03/EquationDrug_2.jpg
13. http://cdn.securelist.com/files/2015/03/EquationDrug_3.jpg
14. http://cdn.securelist.com/files/2015/03/EquationDrug_4.jpg
15. http://cdn.securelist.com/files/2015/03/EquationDrug_4.jpg
16. http://cdn.securelist.com/files/2015/03/EquationDrug_5_1.jpg
17. <https://twitter.com/share?url=http%3A%2F%2Fsecurelist.com%2Fblog%2Fresearch%2F69203%2Finside-the-equationdrug-espionage-platform%2F&text=The+timestamps+match+the+working+days+of+software+developer+from+timezone+UTC-3+or+UTC-4+%23EquationAPT>
18. <https://twitter.com/share?url=http%3A%2F%2Fsecurelist.com%2Fblog%2Fresearch%2F69203%2Finside-the-equationdrug-espionage-platform%2F&text=The+EquationDrug+case+demonstrates+an+interesting+trend%3A+a+growth+in+code+sophistication+%23EquationAPT>
19. <https://twitter.com/share?url=http%3A%2F%2Fsecurelist.com%2Fblog%2Fresearch%2F69203%2Finside-the-equationdrug-espionage-platform%2F&text=Nation-state+attackers+create+automatic+systems+infecting+only+selected+users+%23EquationAPT>
20. <https://twitter.com/share?url=http%3A%2F%2Fsecurelist.com%2Fblog%2Fresearch%2F69203%2Finside->

the-equationdrug-espionage-platform%2F&text=Nation-

state+attackers+use+a+remote+system+management+tool+that+can+copy+any+information+they+need+%23EquationAPT

21. <http://www.pcreview.co.uk/forums/mstcp32-t1445152.html>